

Dealer stamp





Enrich your life
The new H-1

The new H-1 adds a rich, distinctive dimension to your life, with a luxurious and sophisticated design that combines elegance with adventure.

New experience, new opportunities

The 12/9-seater H-1 Urban opens up a new world for you to experience. Projection headlamps deliver a sleek, purposeful impression, while a stylish radiator grille enhances the overall presence. Newly-designed wheels and side garnish complete the modern, progressive style.

Projection Headlamp



Chrome-coated radiator grille



Side garnish

Outside mirrors with side repeaters



17" Alloy wheels



LED rear combination lamps



*The rear foglamp apply only to certain countries.



Whoever you are, wherever you go

The H-1 Urban offers numerous advantages as an 12/9 seat passenger wagon. Suiting a wide range of applications, from business to leisure, many seat variations are available. Passenger comfort is assured by a range of convenience functions and devices.





Change your worldview

The remodeled interior, with a horizontal layout providing a wide, open feel, achieves the highest levels of design. In addition to the audio system, a stylish, sporty steering wheel also enhances the drive.

Dual Sunroof



Manual tilt & telescopic steering wheel
Audio system (MP3, CDs, Radio)



Full auto air conditioning system
5-speed automatic transmission







Looking good, living even better

H-1 vans offer both style and huge versatility. A 5-seater window van provides plenty of space for luggage, while a 3-seater panel van allows room for up to 800kg of cargo.





Move it your way

Anything is possible with an H-1 van. Whether it's carrying lots of cargo or lots of passengers, or a combination of both, the vehicle is equipped to handle every trip.

2/3-seater passenger space
5/6-seater cargo van variation





Double swing rear door




Passenger/cargo space partition panel



5/6-seater window van cargo room



2/3-seater panel van cargo room

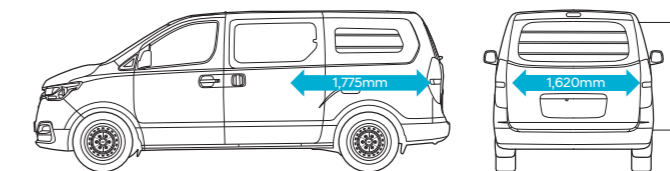


Windows protection bar

Packed and ready to go

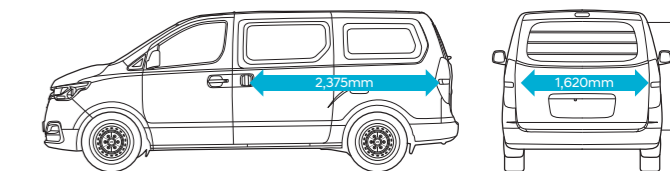
Getting gear in and out of an H-1 van is easy thanks to a range of carefully thought out features. Twin rear doors open up for easy loading and unloading, while a panel keeps passengers and cargo safely partitioned.

Max payload **600**kg



5/6-seater window van

Max payload **800**kg



2/3-seater panel van

Feel it under the pedal

The powerful driving performance of the H-1 is demonstrated by high power diesel engines that meet strict Euro 6 exhaust gas regulations. While safety features include a comprehensive airbag system and anti-roll function provides more stable driving in any environment.

175/23.2 PS/kg-m
2.4 MPi gasoline engine

100/23 PS/kg-m
2.5 Tci diesel engine

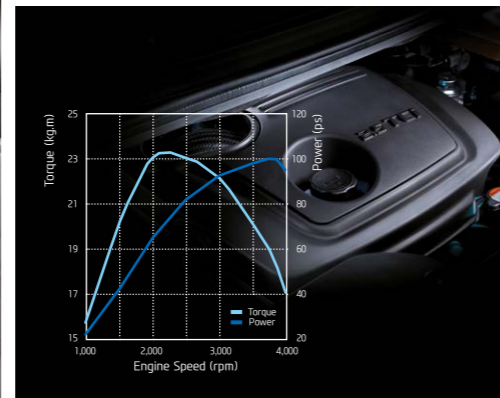
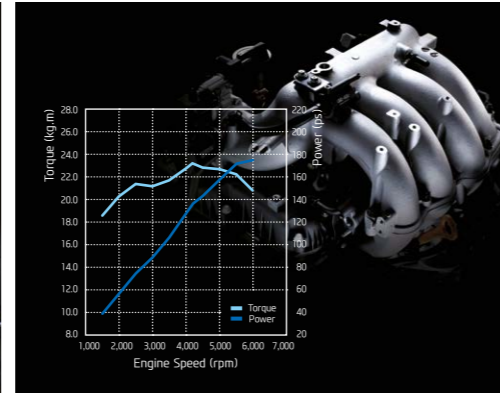
136/35 PS/kg-m
2.5 CRDi diesel engine with WGT

170/45 PS/kg-m
2.5 CRDi diesel engine with VGT

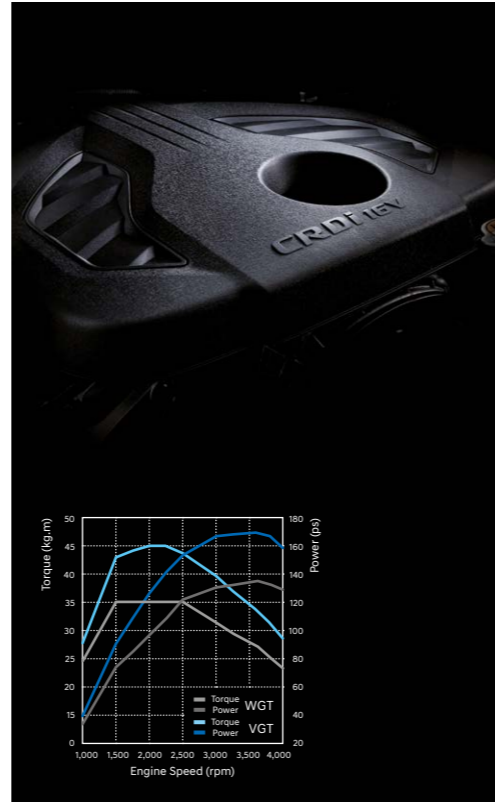
Airbag systems



2.4 MPi gasoline engine
2.5 Tci diesel engine



2.5 CRDi diesel engine with WGT / VGT



Features



17" alloy wheels

17" alloy wheels

16" alloy wheels

16" steel wheels



Folding key

Head lamps
Safety power window



Rear combination lamps
3-way washer jets



Electric folding outside mirrors
Rear spoiler with High-mounted stop lamp (HMSL)



Window controls
Rear view camera



Sun visor
Roof antenna



Door Storage system
Cooling glove box



Electric chromic mirror (ECM)
Auto light control



Overhead console
Driver air ventilation



Interior trims & Exterior colors




Leather / Beige GLS / Option

Leather / Gray GLS / Option

Tricot suede / Beige GLS

Tricot suede / Gray GLS

Woven / Gray GL



Creamy white YAC

Hyper metallic silver P2S

Ocean view W9U



Tan brown YN9

Dynamic yellow NFA

Timeless black RB5

Line up



12/9-seater wagon TOP



5/6-seater window van GL



2/3-seater window van GL



12/9-seater wagon GL



5/6-seater panel van GL



2/3-seater panel van GL

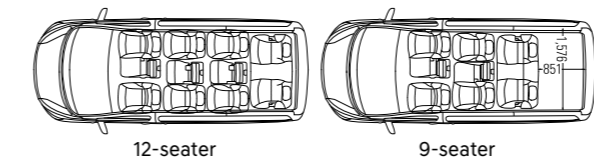
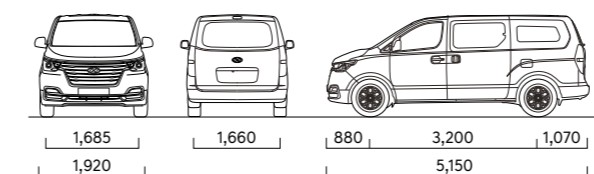
Specifications

Type	2.4 MPI gasoline engine	2.5 TCI diesel engine	2.5 CRDi diesel engine with WGT	2.5 CRDi diesel engine with VGT
Displacement (cc)	2,359	2,476	2,497	2,497
Bore x Stroke (mm)	88.0 X 97.0	91.1 X 95.0	91.0 X 96.0	91.0 X 96.0
Compression ratio	10.5	21.0	15.8	15.8
Max. Power (ps/rpm)	175 / 6,000	100 / 3,800	136 / 3,600(high), 116 / 3,600(low)	170 / 3,600
Max. Torque (kg-m/rpm)	23.2 / 4,200	23 / 2,000	35 / 1,500-2,500(high), 35 / 1,500-2,250(low)	45 / 2,000-2,250
Lubricant Capacity including oil filter (liter)	5.1	5.4	7.4	7.4
Suspension	Type	Wagon	←	←
	Front	McPherson strut type	←	←
Steering wheel	Rear	Rigid axle 5-link	←	←
	General	Hydraulic power assisted	←	←
Brakes	Overall steering gear ratio	15.61	←	←
	Steering wheel turn (Lock to lock)	3.57	←	←
	Minimum turning radius (m)	5.61	←	←
Tire	General	Hydraulic	←	←
	Front brake type	Disc	←	←
	Rear brake type	Disc / Drum	←	←
	Master cylinder	Tandem	←	←
Brakes	Booster size	9" + 10"	←	←
	General	Hydraulic power assisted	←	←
Steering wheel	Overall steering gear ratio	15.61	←	←
	Steering wheel turn (Lock to lock)	3.57	←	←
Brakes	Minimum turning radius (m)	5.61	←	←
	General	Hydraulic	←	←
	Front brake type	Disc	←	←
Tire	Rear brake type	Disc / Drum	←	←
	Master cylinder	Tandem	←	←
	Booster size	9" + 10"	←	←
	General	Hydraulic power assisted	←	←
Suspension	Type	Wagon	←	←
	Front	McPherson strut type	←	←
Steering wheel	Rear	Rigid axle 5-link	←	←
	General	Hydraulic power assisted	←	←
Brakes	Overall steering gear ratio	15.61	←	←
	Steering wheel turn (Lock to lock)	3.57	←	←
	Minimum turning radius (m)	5.61	←	←
Tire	General	Hydraulic	←	←
	Front brake type	Disc	←	←
	Rear brake type	Disc / Drum	←	←
	Master cylinder	Tandem	←	←
Brakes	Booster size	9" + 10"	←	←
	General	Hydraulic power assisted	←	←
Suspension	Type	Wagon	←	←
	Front	McPherson strut type	←	←
Steering wheel	Rear	Rigid axle 5-link	←	←
	General	Hydraulic power assisted	←	←
Brakes	Overall steering gear ratio	15.61	←	←
	Steering wheel turn (Lock to lock)	3.57	←	←
	Minimum turning radius (m)	5.61	←	←
Tire	General	Hydraulic	←	←
	Front brake type	Disc	←	←
	Rear brake type	Disc / Drum	←	←
	Master cylinder	Tandem	←	←
Brakes	Booster size	9" + 10"	←	←
	General	Hydraulic power assisted	←	←
Suspension	Type	Wagon	←	←
	Front	McPherson strut type	←	←
Steering wheel	Rear	Rigid axle 5-link	←	←
	General	Hydraulic power assisted	←	←
Brakes	Overall steering gear ratio	15.61	←	←
	Steering wheel turn (Lock to lock)	3.57	←	←
	Minimum turning radius (m)	5.61	←	←
Tire	General	Hydraulic	←	←
	Front brake type	Disc	←	←
	Rear brake type	Disc / Drum	←	←
	Master cylinder	Tandem	←	←
Brakes	Booster size	9" + 10"	←	←
	General	Hydraulic power assisted	←	←

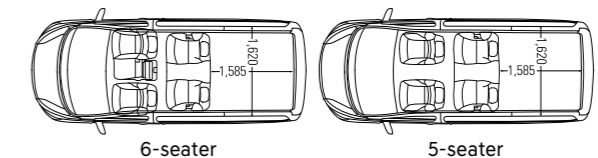

- The above values are results from internal testing and are subject to change after validation.
- Some of the equipment illustrated or described in this catalog may not be supplied as standard equipment and may be available at extra cost.
- Hyundai Motor Company reserves the right to change specifications and equipment without prior notice.
- The color plates shown may vary slightly from the actual colors due to the limitations of the printing process.
- Please consult your dealer for full information and available colors and trims.

Dimensions

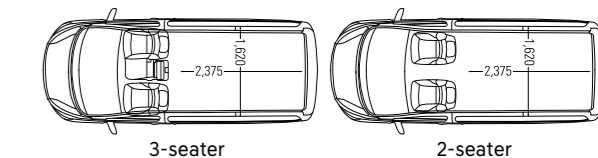
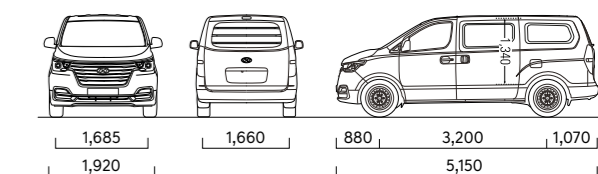
WAGON (12/9-seater)



VAN (6/5-seater)



VAN (3/2-seater)



Unit : mm