

# CRETA





# Every journey elevated

With the New CRETA, you'll find your inspiration to achieving your ambitions. With more powerful performance and a dynamic exterior, it offers an unlimited driving experience.





# No boundaries can stop you with bold design.

A progressive design with sharper contour lines makes the New CRETA even more eye-catching. Featuring a more futuristic appearance, it is the perfect SUV for an urban lifestyle. This new design is crafted to boost your confidence in conquering any challenges ahead.



N Line Exclusive Front Bumper



Dual Tip Muffler



N Line Exclusive Grille



Sequential Turn Signal



18" N Line Exclusive Alloy Wheels



LED Rear Combination Lamp



Panoramic Sunroof



Black Chrome Parametric Front Grille



# No limits can stop you with the turbo performance.

Experience the thrill of turbo performance in the new CRETA, powered by the Smartstream 1.5L Turbo GDi engine, paired with a 7-speed DCT and Drive Mode to perfectly match your driving style.



## Engine type (Smartstream Gasoline)

1.5 Turbo GDi Engine Gasoline Direct Injection		1.5 MPi Engine Multi Point Injection	
Maximum Power	Maximum Torque	Maximum Power	Maximum Torque
<b>160 PS</b> /5.500 rpm	<b>253 Nm</b> /1.500-3.500 rpm	<b>115 PS</b> /6.300 rpm	<b>143.8 Nm</b> /4.500 rpm

## Drive Mode/Traction

The new CRETA is equipped with four driving modes (Normal, Eco, Sport, Smart) and three terrain modes suited to different road conditions. The driver can choose from various driving modes based on personal preference and road conditions.



Traction



7-Speed Dual Clutch Transmission



# Discover supreme comfort inside.

The new Hyundai CRETA is a work of art, experience ultimate comfort and style with a spacious, elegant interior featuring a Premium Dashboard, Panoramic Integrated Display, and Red Stitch Leather Seats, making every journey effortless as you conquer your goals.







N Line Exclusive Leather Seat

# No horizons can stop you with unmatched convenience.

Nothing will stand in the way of your comfort with premium features such as a Panoramic Sunroof, Ventilated Seat, BOSE Audio System, and Power Adjustable Driver Seat, all designed to give you an unforgettable driving experience.



Spacious Luggage



Power Adjustable Driver Seat (8-Way)



Wireless Smartphone Charging



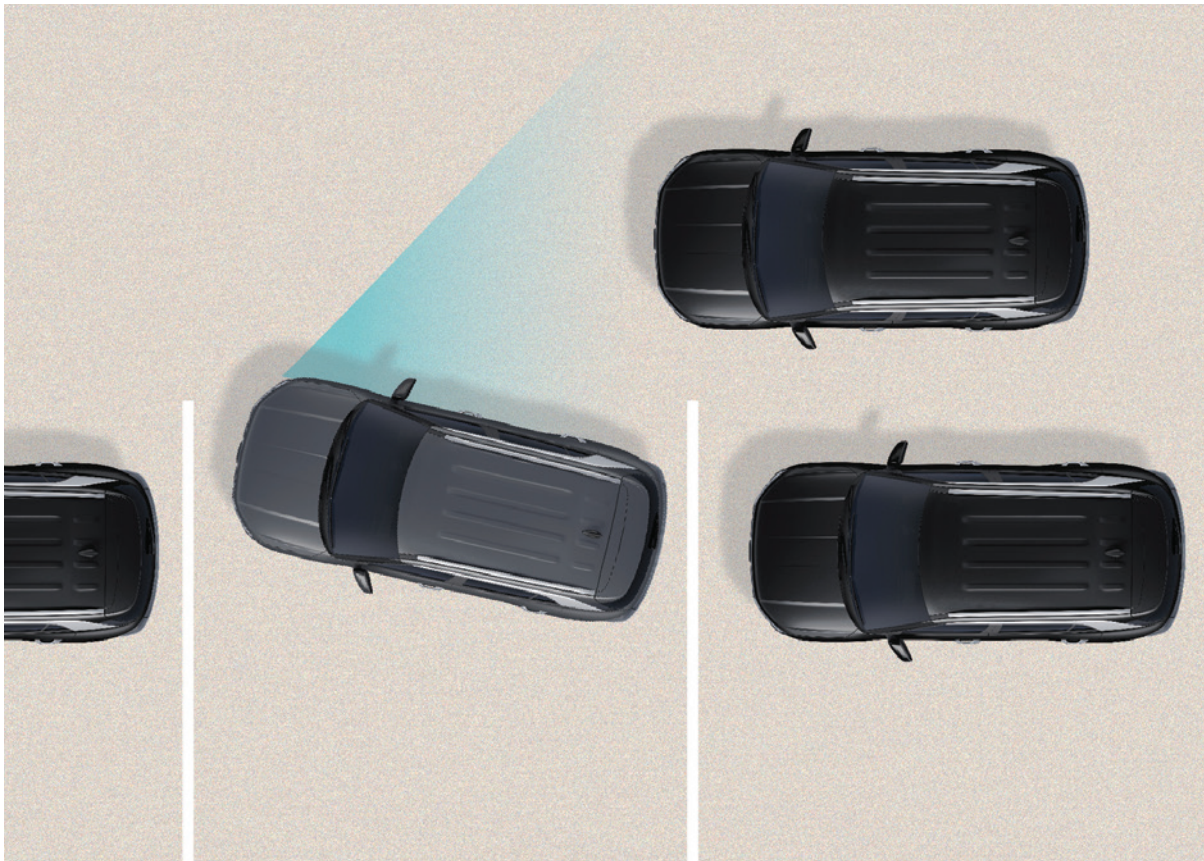
BOSE™ Premium Sound System



Ventilated Seat



# Hyundai SmartSense



## Blind-spot Collision-avoidance Assist (BCA)

Blind-Spot Collision-Avoidance Assist (BCA) warns you if there is a risk of collision with a rear side vehicle in the blind-spot while changing lanes. When forward exiting a parallel-parking spot, if there is a risk of collision with a vehicle approaching from behind, it automatically assists with emergency braking.




## Blind-spot View Monitor (BVM)

When the turn signals are activated, the rear-side image of the corresponding direction is displayed in the cluster.



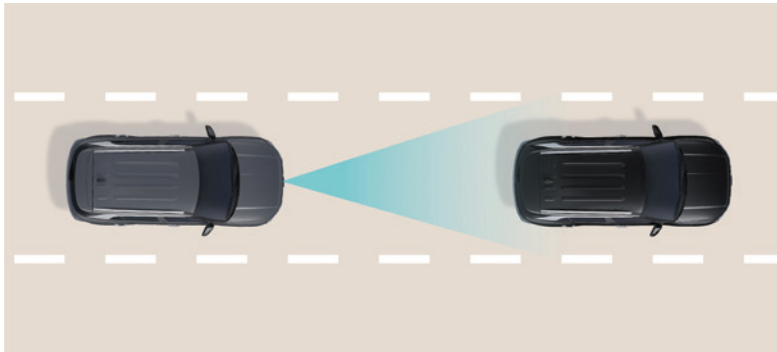
## Forward Collision-avoidance Assist with Junction Turning (FCA-JT)

Alerts the driver if the vehicle ahead is slowing down too quickly or if there is the potential for a forward collision with stationary vehicles, pedestrians, cyclists ahead, or approaching vehicles on the road, and activates the brakes in the event of an impending collision. Forward Collision-Avoidance Assist also brakes automatically to avoid an impending collision with vehicles or cyclists ahead on the road or approaching from either side while making a left turn at an intersection.



## Rear Cross-traffic Collision-avoidance Assist (RCCA)

The RCCA warns if a vehicle in the rear lane is approaching while reversing and applies emergency braking if necessary.



## Smart Cruise Control (SCC) with Stop & Go

Smart Cruise Control (SCC) helps maintain distance from the front vehicle and drive at a speed set by the driver. Automatically stops when the front vehicle stops and automatically starts when the front vehicle departs within a short time.



## Surround View Monitor (SVM)

SVM serve up a 360-degree birds eye view of the car and its surroundings. This optional system comes in quite handy when trying to fit the car into a tight parking spot.



# Utilities



360 Camera



Electric Parking Brake



Outside Rear View Mirror - Power Folding



Paddle Shifter



Push Start Button



17" Silver Alloy Wheels



17" Diamond Cut Alloy Wheels




18" N Line Exclusive Alloy Wheels

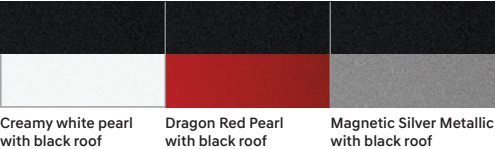
# Exterior Color

## New CRETA

### Single Tone



### Two Tone



Optic White



Creamy White Pearl



Midnight Black Pearl



Midnight Black Matte



Magnetic Silver Metallic



Magnetic Silver Matte



Titan Gray Metallic



Slate Blue Pearl



Dragon Red Pearl



Creamy White Pearl with Black Roof



Dragon Red Pearl with Black Roof




Magnetic Silver Metallic with Black Roof

## New CRETA N Line

### Single Tone



### Two Tone



Midnight Black Pearl



Midnight Black Matte



Magnetic Silver Matte



Creamy White Pearl with Black Roof



Dragon Red Pearl with Black Roof




Titan Gray Metallic with Black Roof



# Specifications

The new CRETA	1.5L MPi		1.5L Turbo GDi
Engine			
Cylinder capacity (cc)	1497		1482
Cylinder layout	In-line 4		
Intake system	Variable Intake System (VIS)		Turbocharger
Maximum power (PS/rpm)	115/6300		160/5500
Maximum torque (Nm/rpm)	143.8/4500		253/1500-3500
Fuel system	MPI (Multi Point Injection)		GDI (Gasoline Direct Injection)
Transmission			
Type	6-speed manual	IVT	7-Speed DCT

- The above values are results from internal testing and are subject to change after validation.
- Some of the equipment illustrated or described in this catalog may not be supplied as standard equipment and may be available at extra cost.
- Hyundai Motor Company reserves the right to change specifications and equipment without prior notice.
- The color plates shown may vary slightly from the actual colors due to the limitations of the printing process.
- Please consult your dealer for full information and availability on colors and trims.





Dealer stamp

Scan

