

Imagine that

# MIGHTY Electric.

Powering your progression.



Pre-production vehicle images shown throughout.  
Final production vehicle appearance and specifications may differ.

# 100% Mighty. 100% Electric.

Introducing the all-new Hyundai MIGHTY Electric, available in 7.3T GVM. With exceptional power, safety and driver experience, it's the reliable truck that delivers what you need – including **zero driving emissions.**




Pre-production vehicle shown.\*



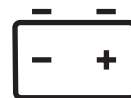
## **Range.**

The MIGHTY Electric has up to 200km of range (laden)<sup>[P1]</sup>, making it the ideal truck for urban logistics.



## **Charging time.**

A fast charge of 8-100% in 71 minutes<sup>[P2]</sup> is available using a 100kW 800V DC fast charger.



## **Battery.**

The MIGHTY Electric is powered by a high-density and high efficiency 114.5kWh Lithium-ion (LFP) battery.



## **Performance.**

Experience instant torque and smoother driving with the MIGHTY Electric's 120kW/320Nm electric motor.



## **Electric efficiency.**

The 4x2 electric powertrain is equipped with technology to improve energy consumption, including Eco Mode<sup>[P3]</sup> and two-stage regenerative braking<sup>[P4]</sup>.

\* Final production vehicle appearance and specifications may differ. Check website for updates.

[P1] Range capability will be affected by factors such as driving conditions and vehicle body configuration. Figure derived from local real-world testing and is based on a tray body configuration loaded to 7.3T GVM.

[P2] Figure derived from international testing, using 100kW 800V DC fast charger. DC fast charging voltage must exceed 570V. Local testing and results will differ depending on power source, charger type, environmental and battery conditions.

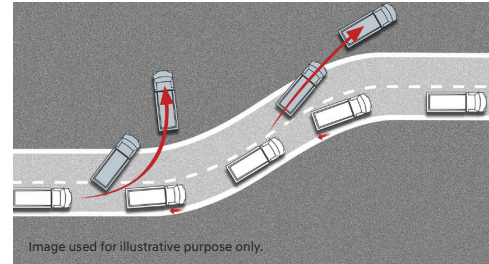
[P3] Eco Mode can reduce electricity consumption by up to 13% compared to Power Mode.

[P4] Two-stage regenerative braking can recover energy by up to 33% from braking.



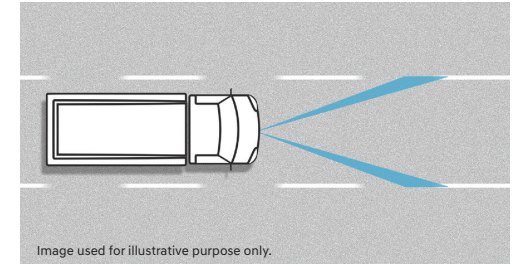
# Safety features.

The cutting-edge suite of **Hyundai SmartSense™<sup>[P5]</sup>** driver safety features are included as standard in the MIGHTY Electric to help provide peace of mind for the driver and their cargo.



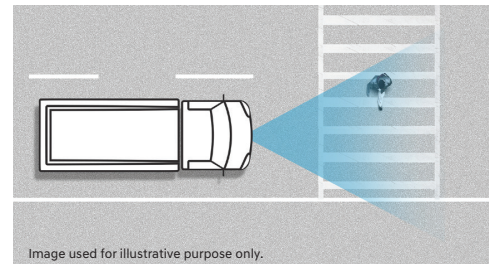
## Electronic Stability Control (ESC).

When tyre slip is detected, ESC can stabilise the vehicle to help prevent loss of directional control. ESC includes Anti-lock Braking System (ABS) and Traction Control System (TCS).



## Lane Departure Warning (LDW).

LDW uses the MIGHTY Electric's front camera to detect painted lane markers. LDW can alert the driver when the vehicle detects that it is beginning to drift out of its lane.




## Forward Collision-Avoidance Assist (FCA).

When the vehicle or pedestrian ahead is too close for comfort, FCA can alert the driver, and apply the brakes to avoid or reduce the severity of a collision.



## Dual airbags.

In the event of a frontal collision, the MIGHTY Electric can deploy dual airbags to help protect the driver and front passenger.



## Rear view camera with guidelines.

The rear view camera displays video feeds of the rear vision with vehicle width guidelines when reversing to help check for obstacles.



## Anti-lock Braking System (ABS).

The MIGHTY Electric is equipped with a high-performance Anti-lock Braking System (ABS) to assist with braking stability.

[P5] Hyundai SmartSense™ is a registered trademark of Hyundai Motor Company. Safety features are not a substitute for attentive driving.

# Driver experience.

Ergonomic design and convenient technology features connect in the MIGHTY Electric to create a comfortable and productive working environment for the driver.



Pre-production vehicle shown.\*



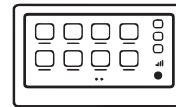
## **Driver's suspension seat.**

The driver's seat has an ergonomic profile and is fitted with suspension coil springs, maintaining ride comfort through long drives.



## **Speed sensitive steering wheel.**

The amount of power steering assistance varies based on vehicle speed, enabling easier driving.



## **7.0" LCD infotainment touchscreen.**

Navigate the complete infotainment environment including radio, music and Bluetooth, using intuitive GUI and touch buttons.



## **7.0" LCD supervision cluster.**

The digital cluster includes trip computer, digital speedometer and diagnostic information, helping to keep the driver fully informed.



## **LED Daytime Running Lights (DRL).**

DRL helps to ensure that the vehicle is as visible as possible to oncoming traffic.



## **Cruise control.**

At speeds between 40km/h and 90km/h, the vehicle speed is kept consistent without accelerator pedal input, helping to reduce driver fatigue and increase driving convenience.



## **Dial-type Shift-by-wire (SBW).**

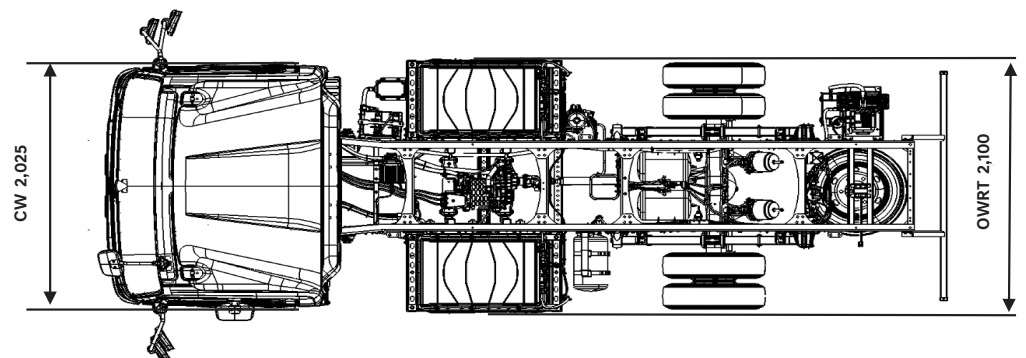
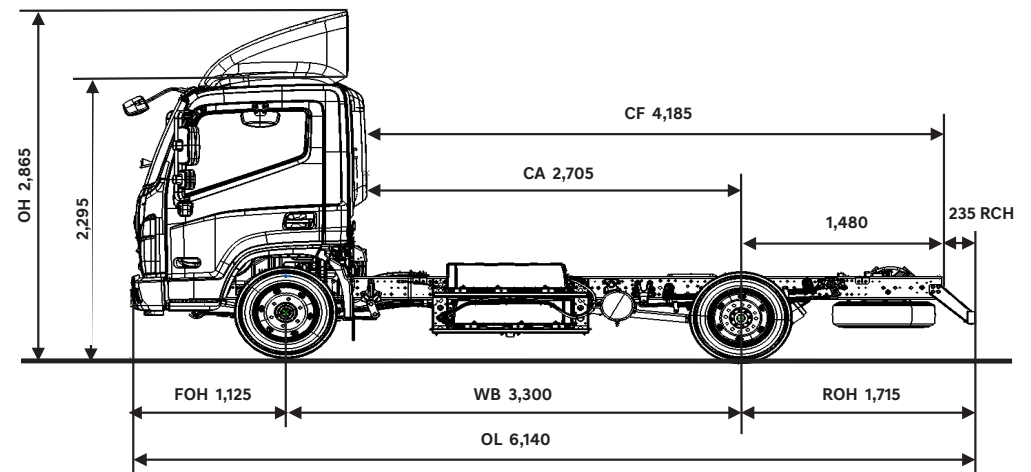
For added convenience, the driver can shift gears smoothly using the compact dial-type SBW.

# Specifications.

<b>Model</b>	QTc MIGHTY ELECTRIC CAB CHASSIS
<b>Configuration</b>	4x2
<b>Chassis</b>	3,250 kg
<b>Gross Vehicle Mass (GVM)</b>	7,300 kg
Front axle	2,300 kg
Rear axle	5,000 kg
<b>Power</b>	120 kW
<b>Torque</b>	320 Nm
<b>Battery type</b>	Lithium-ion (LFP)
<b>Battery capacity</b>	114.5 kWh
<b>100 kW 800 V DC fast charging time (8 to 100%)<sup>[P6]</sup></b>	71 minutes
<b>DC charging port</b>	CCS Combo2 (IEC 62196-3 Configuration FF)
<b>AC standard charging time (10 to 100%)</b>	Approx. 16 hours
<b>AC charging port</b>	Type 2 (IEC 62196-2 Type 2)
<b>Transmission type</b>	Single speed reduction gear
<b>Steering type</b>	Electro-hydraulic power steering
<b>Max speed</b>	100 km/h
<b>Overall length (OL)</b>	6,140 mm
<b>Overall width rear tyres (OWRT)</b>	2,100 mm
<b>Cab width (CW)</b>	2,025 mm
<b>Overall height (OH)</b>	2,865 mm with roof spoiler (2,295 mm without roof spoiler)
<b>Wheelbase (WB)</b>	3,300 mm
<b>Cab to rear axle (CA)</b>	2,705 mm
<b>Cab to end of frame (CF)</b>	4,185 mm
<b>Front overhang (FOH)</b>	1,125 mm
<b>Rear overhang (ROH)</b>	1,715 mm
<b>Rear chassis height (RCH)</b>	235 mm
<b>Suspension</b>	
Front	Tapered leaf springs
Rear	Multi leaf springs

[P6] Not compatible with 400 V charging infrastructure.

# Dimensions.



Images used for illustrative purpose only.



# Body options.



**Cab Chassis.**



**Cab Chassis with Tray.**



**Cab Chassis with Pantech.**

Images used for illustrative purpose only.

## Warranty.



**Vehicle (inc. Electric Motor)**  
5 Years or 200,000km  
(whichever occurs first)



**Electric Battery**  
8 Years or 400,000km  
(whichever occurs first)

## Contact details.

To discuss your options with the MIGHTY Electric,  
please contact [EHCV@hyundai.com.au](mailto:EHCV@hyundai.com.au)

 [facebook.com/hyundaiaustralia](https://facebook.com/hyundaiaustralia)

 [twitter.com/hyundaiaus](https://twitter.com/hyundaiaus)

 [instagram.com/hyundaiaus](https://instagram.com/hyundaiaus)

 [youtube.com/hyundaiaustralia](https://youtube.com/hyundaiaustralia)

**Hyundai Motor Company Australia**  
394 Lane Cove Road, Macquarie Park, NSW Australia 2113  
[hyundai.com/au/ev-mighty-truck](https://hyundai.com/au/ev-mighty-truck)