

SANTA FE.





The family car, redefined.

The SANTA FE gives the family car experience a whole new dimension. With a robust yet refined design, exterior length of 4,830 mm and expanded 642L of boot space^[P1], the SANTA FE comfortably fits the whole family and all your gear. Along with the great fuel capacity, and empowering technology – adventure is served up in style.

[P1] Cargo volume measured in VDA.

Style, your way.



Creamy White



Typhoon Silver



Magnetic Force



Abyss Black



Pebble Blue



Ocado Green



Terracotta Orange^[P2]



Cyber Sage^[P2]



Earthy Brass^[P3]



Creamy White Matte^[P3]

Colours shown are indicative only and may vary due to the printing process. Metallic and mica paint are optional extras at an additional cost.
[P2] Available on Elite and Calligraphy variants.
[P3] Available on Calligraphy variant.

SANTA FE.

Make it you.

Colour combination chart

Model	Creamy White Mica Standard WW2	Typhoon Silver Metallic Premium T2X	Magnetic Force Metallic Premium M2F	Abyss Black Mica Premium A2B	Pebble Blue Mica Premium PB2	Ocado Green Mica Premium RN2	Terracotta Orange Solid Standard ZGE	Cyber Sage Mica Premium RS2	Earthy Brass Matte Premium YBM	Creamy White Matte Premium WWM
SANTA FE										
Obsidian Black - Cloth	•	•	•	•	•	•	–	–	–	–
Elite										
Obsidian Black - Leather appointed	•	•	•	•	•	•	•	•	–	–
Supersonic Grey - Leather appointed	•	•	•	•	•	•	•	•	–	–
Calligraphy (6 Seat)										
Black Ink - Nappa Leather appointed	•	•	•	•	•	•	•	•	•	•
Forest Green - Nappa Leather appointed	•	•	•	•	–	•	•	•	•	•
Pecan Brown - Nappa Leather appointed	•	•	•	•	–	–	•	•	•	•
Calligraphy (7 Seat)										
Black Ink - Nappa Leather appointed	•	•	•	•	•	•	•	•	•	•
Forest Green - Nappa Leather appointed	•	•	•	•	–	•	•	•	•	•
Pecan Brown - Nappa Leather appointed	•	•	•	•	–	–	•	•	•	•

Leather appointed may contain elements of genuine leather, polyurethane leather (leather substitute) or man-made materials, or a combination thereof.

Interior



SANTA FE.



Engine and transmission

2.5 T-GDi Petrol 8-speed DCT AWD

2.5 T-GDi Petrol 8-speed DCT FWD

Key specifications:

- 20" alloy wheels
- 12.3" multimedia touchscreen
- 12.3" instrument cluster
- LED headlights
- Dual zone climate control
- Wireless charging pad^[P4]
- Smart Key with push button start
- Smart tailgate
- BluelinkTM^[P5] connected car services
- Over-The-Air (OTA) software update capability
- Rear privacy glass
- 10-way power adjustable Driver's seat
- 6 speaker audio system
- 3 Multi Terrain Modes: Snow, Mud, Sand^[P6]

Hyundai SmartSenseTM^[P7]:

- Blind-Spot Collision Avoidance Assist (BCA)
- Blind-Spot View Monitor (BVM)
- Driver Attention Warning (DAW)
- Forward Collision-Avoidance Assist (FCA)
- High Beam Assist (HBA)
- Intelligent Speed Limit Assist (ISLA)
- Lane Following Assist (LFA)
- Lane Keeping Assist - Line/Road-Edge (LKA-L/R)
- Parking Collision-Avoidance Assist - Reverse (PCA-R)
- Rear Cross-Traffic Collision-Avoidance Assist (RCCA)
- Rear Occupant Alert (ROA) - logic type
- Safe Exit Assist (SEA)
- Evasive Steering Assist function (FCA - w/ ESA)
- Smart Cruise Control w/ Stop & Go (SCC w/ S&G) and Machine Learning function (SCC w/ ML)
- Surround View Monitor (SVM)

[P4] Wireless charging requires a Qi-enabled smartphone or adapter in order to operate.

[P5] BluelinkTM is a registered trademark of Hyundai Motor Company. BluelinkTM must be activated in your vehicle to receive updates. Subject to connectivity and requires compatible device and app installation, third party info, mobile data, network reception and GPS signal to operate. Mobile usage at user's cost. Not available in areas not covered by the Optus 4G network in Australia or if services are disabled or terminated. Features and app are subject to change. For details see www.hyundai.com/au/en/bluelink and view the Bluelink Manual.

[P6] Available on AWD variants only.

[P7] Hyundai SmartSenseTM is a registered trademark of Hyundai Motor Company. Safety features are not a substitute for attentive driving. Please note that not all safety features are available across all variants.

[P8] Finishes specified as leather appointed may contain elements of genuine leather, polyurethane leather (leather substitute) or man-made materials, or a combination thereof.

SANTA FE.

SANTA FE Elite.



Engine and transmission

2.5 T-GDi Petrol 8-speed DCT AWD

Key specifications:

- Remote Smart Parking Assist (RSPA) via Smart Key
- BOSE™ premium audio system
- Dual wireless charging pad^[P4]
- Leather appointed seats^[P8]
- Heated steering wheel
- 8-way power adjustable Passenger's seat
- 20" alloy wheels
- 12.3" multimedia touchscreen
- 12.3" instrument cluster
- LED headlights
- Dual zone climate control
- Smart Key with push button start
- Remote start via Smart Key
- Smart tailgate
- Bluelink™^[P5] connected car services
- Over-The-Air (OTA) software update capability
- Rear privacy glass
- 10-way power adjustable Driver's seat
- 3 Multi Terrain Modes: Snow, Mud, Sand

Hyundai SmartSense™^[P7]:

- Blind-Spot Collision Avoidance Assist (BCA)
- Blind-Spot View Monitor (BVM)
- Driver Attention Warning (DAW)
- Forward Collision-Avoidance Assist (FCA)
- High Beam Assist (HBA)
- Intelligent Speed Limit Assist (ISLA)
- Lane Following Assist (LFA)
- Lane Keeping Assist - Line/Road-Edge (LKA-L/R)
- Parking Collision-Avoidance Assist - Reverse (PCA-R)
- Rear Cross-Traffic Collision-Avoidance Assist (RCCA)
- Rear Occupant Alert (ROA) - logic type
- Safe Exit Assist (SEA)
- Evasive Steering Assist function (FCA - w/ ESA)
- Smart Cruise Control w/ Stop & Go (SCC w/ S&G) and Machine Learning function (SCC w/ ML)
- Surround View Monitor (SVM)

[P4] Wireless charging requires a Qi-enabled smartphone or adapter in order to operate.

[P5] Bluelink™ is a registered trademark of Hyundai Motor Company. Bluelink™ must be activated in your vehicle to receive updates. Subject to connectivity and requires compatible device and app installation, third party info, mobile data, network reception and GPS signal to operate. Mobile usage at user's cost. Not available in areas not covered by the Optus 4G network in Australia or if services are disabled or terminated. Features and app are subject to change. For details see www.hyundai.com/au/en/bluelink and view the Bluelink Manual.

[P6] Available on AWD variants only.

[P7] Hyundai SmartSense™ is a registered trademark of Hyundai Motor Company. Safety features are not a substitute for attentive driving. Please note that not all safety features are available across all variants.

[P8] Finishes specified as leather appointed may contain elements of genuine leather, polyurethane leather (leather substitute) or man-made materials, or a combination thereof.

SANTA FE Calligraphy.



Engine and transmission

2.5 T-GDi Petrol 8-speed DCT AWD

Key specifications:

- Glass sunroof
- Digital Centre Mirror (DCM)
- Head-Up Display (HUD)
- UV-C sanitisation tray
- Nappa Leather appointed seats^[P8]
- Integrated Memory System (IMS)
- Driver's and passenger's seat relaxation function
- Remote Smart Parking Assist (RSPA) via Smart Key
- BOSE™ premium audio system
- Dual wireless charger^[P4]
- Heated steering wheel
- 10-way power adjustable Passenger's seat
- 20" alloy wheels
- 12.3" multimedia touchscreen
- 12.3" instrument cluster
- LED headlights
- Dual zone climate control
- Smart Key with push button start
- Remote start via Smart Key
- Smart tailgate
- Bluelink™^[P5] connected car services
- Over-The-Air (OTA) software update capability
- Rear privacy glass
- 10-way power adjustable Driver's seat
- 3 Multi Terrain Modes: Snow, Mud, Sand

Hyundai SmartSense™^[P7]:

- Blind-Spot Collision Avoidance Assist (BCA)
- Blind-Spot View Monitor (BVM)
- Driver Attention Warning (DAW)
- Forward Collision-Avoidance Assist (FCA)
- High Beam Assist (HBA)
- Intelligent Speed Limit Assist (ISLA)
- Lane Following Assist (LFA)
- Lane Keeping Assist - Line/Road-Edge (LKA-L/R)
- Parking Collision-Avoidance Assist - Reverse (PCA-R)
- Rear Cross-Traffic Collision-Avoidance Assist (RCCA)
- Rear Occupant Alert (ROA) - logic type
- Safe Exit Assist (SEA)
- Evasive Steering Assist function (FCA - w/ ESA)
- Smart Cruise Control w/ Stop & Go (SCC w/ S&G) and Machine Learning function (SCC w/ ML)
- Surround View Monitor (SVM)

[P4] Wireless charging requires a Qi-enabled smartphone or adapter in order to operate.

[P5] Bluelink™ is a registered trademark of Hyundai Motor Company. Bluelink™ must be activated in your vehicle to receive updates. Subject to connectivity and requires compatible device and app installation, third party info, mobile data, network reception and GPS signal to operate. Mobile usage at user's cost. Not available in areas not covered by the Optus 4G network in Australia or if services are disabled or terminated. Features and app are subject to change. For details see www.hyundai.com/au/en/bluelink and view the Bluelink Manual.

[P6] Available on AWD variants only.

[P7] Hyundai SmartSense™ is a registered trademark of Hyundai Motor Company. Safety features are not a substitute for attentive driving. Please note that not all safety features are available across all variants.

[P8] Finishes specified as leather appointed may contain elements of genuine leather, polyurethane leather (leather substitute) or man-made materials, or a combination thereof.

SANTA FE.

Genuine Accessories.

Genuine Accessories	SANTA FE	Elite	Calligraphy
Interior			
All-In-One Mats (Set Of 3)	•	•	•
Cargo Barrier	•	•	•
Cargo Barrier Front Position Kit ¹	•	•	•
Cargo Liner Tray ²	•	•	•
Cargo Liner Tray Seat Back ³	•	•	•
Cargo Organiser	•	•	•
Carpet Cargo Mat Tri-Fold	•	•	•
Dash Mat ⁴	•	•	•
Electric Trailer Brake Controller Kit	•	•	•
Fabric Rear Bumper Protector	•	•	•
Luxury Cargo Organiser	•	•	•
Portable Fridge/Freezer 25L	•	•	•
Portable Fridge/Freezer 36L	•	•	•
Portable Fridge/Freezer Heavy Duty Strap Tie-Down Kit	•	•	•
Rear Seat Pet Cover	•	•	•
Seat Business Suit Hanger ⁵	•	–	–
Tailored Carpet Floor Mats (3 Row)	•	•	•
Tailored Rubber Floor Mats (3 Row) ⁶	•	•	•
XL Fabric Rear Bumper Protector	•	•	•
Exterior			
Bonnet Protector ⁷	•	•	•
Headlight Protectors	•	•	•
Integrated Sidesteps Black	•	•	•
Integrated Sidesteps Brushed Alloy	•	•	•
Locking Wheel Nuts And Key ⁸	•	•	•
Nudge Bar With LED Light Bar	•	•	•
Nudge Bar Without LED Light Bar	•	•	•
Front Mud Guard Kit ⁹	•	•	•
Rear Mud Guard Kit	•	•	•
Rear Wheel Side Step	•	•	•
Load Assist Kit	•	•	•
Stylevisors ¹⁰	•	•	•
Towbar Kit ¹¹	•	•	•
Underbody Front Skid Plate	•	•	•
Sports Styling			
20" Guro Gloss Black Alloy Wheel Set ¹²	•	•	•
20" Busan Gloss Black Alloy Wheel Set ¹²	•	•	•
Roof Racks And Lifestyle			
2.0m X 2.5m Side Awning (Includes Fitting Brackets) ¹³	•	•	•
2-Bike Carrier Tow Bar Mounted ¹⁴	•	•	•
3-Bike Carrier Tow Bar Mounted ¹⁴	•	•	•
Bike Carrier Wheel-Off ¹⁵	•	•	•
Bike Carrier Wheel-On ¹⁶	•	•	•
Hyundai Genuine Roof Racks Flush ¹⁷	•	•	•
Hyundai Genuine Roof Racks Through ¹⁷	•	•	•
Kayak Holder ¹⁸	•	•	•
Roof Basket ¹⁹	•	•	•
Roof Pod - 470L ²⁰	•	•	•
Ski & Snowboard Carrier ²¹	•	•	•
Sup Board Carrier (SupDawg) ²²	•	•	•
Surfboard Carrier ²²	•	•	•
Safety			
First Aid Kit	•	•	•

1. Extends Cargo Barrier behind 1st row. 2. 3rd row folded down. 3. 3rd row in up right position. 4. P6A50APH00: With HUD (Head Up Display). P6A50APH10: W/Out HUD (Head Up Display). 5. Not compatible with Elite & Calligraphy variants. 6. P6A20APH00: Only compatible with MX5 (HEV). P6A21APH00: Only compatible with MX5 (ICE). 7. Dark Tint. 8. Only compatible with alloy wheels. 9. Can not be installed with Integrated Sidesteps. 10. Slimline Weathershields. 11. P6A04APH00: Max tow ball download 100kg. Towing capacity 1,650kg braked, 750kg unbraked for all hev variants. Towbar capacity subject to regulatory requirements, towbar design, vehicle design and towing equipment limitations. P6A04APH01: To suit MX5 2.5T. Max tow ball download 100kg. Towing capacity 2,000kg braked, 750kg unbraked for all hev variants. Towbar capacity subject to regulatory requirements, towbar design, vehicle design and towing equipment limitations. 12. Complete set of 4 wheels, compatible with all variants. 255/45 R20 105V tyres not included. Tyre swap possible for all variants. TPMS to be moved from factory wheel to accessory alloy wheel, replacement valve stem included. 13. Requires fitment of Hyundai Genuine Roof Racks. 14. Requires fitment of Hyundai Genuine Tow Bar kit. Thule® is a registered trade mark of Thule® Sweden AB. 15. Bike not included. Requires fitment of Hyundai genuine roof racks. 16. Thule® is a registered trade mark of Thule® Sweden AB. Bike not included. Requires fitment of Hyundai Genuine Roof Racks. 17. Load capacity = 100kg evenly distributed across two bars. Suitable for sunroof and non sunroof variants. 18. Kayak not included. Requires fitment of Hyundai Genuine Roof Racks. 19. Requires fitment of Hyundai Genuine Roof Racks. U-bolt fittings included. Roof Basket dimensions: 1402mm (L) x 1142mm (W) x 150mm (H). Maximum loading of the roof basket must not exceed the maximum load capacity of your roof racks. 20. Requires fitment of Hyundai Genuine Roof Racks. Suitable for sunroof variants. Maximum loading of the roof pod must not exceed the maximum load capacity of your roof racks. Please refer to your specific roof racks for maximum load capacity. 21. Ski & Snowboard not included. Requires fitment of Hyundai Genuine Roof Racks. 22. Surfboard not included. Requires fitment of Hyundai Genuine Roof Racks.




Roof racks and bike carrier.



Busan gloss black alloy wheels.



Towbar kit.



Cargo liner.

Elevate your drive.

Ever tried turning a day trip into a weekender? Or a spacious boot into a living room? Now you can, with Hyundai SANTA FE Genuine Accessories. From practical upgrades to styling enhancers, our Genuine Accessories are designed to elevate your driving experience.

Plus, for extra peace of mind, all Genuine Accessories are backed with a 5-year warranty^[A1] when purchased at the same time as your new Hyundai and fitted by our expert technicians.

[A1] All Hyundai Genuine Accessories are backed by a 5-year warranty if purchased at the same time as a new Hyundai and fitted by an authorised Hyundai Dealer. For full terms, conditions, exclusions and usage recommendations visit hyundai.com/au/en/accessories.

Drive with peace of mind.

Ever experienced service that doesn't end in the showroom? Now you can with Hyundai iCare. Discover the exceptional benefits and ongoing support that make owning your SANTA FE easier and more enjoyable than ever.



Lifetime Service Plan

Enjoy competitive service pricing and transparency with what's included in your next scheduled service.¹



Premium Roadside Support Plan

24/7, Australia-wide care to help you get back on the road. Available for the lifetime of your vehicle when you continue to complete your scheduled services with us.²



Sat Nav Update Plan

Stay up to date with the latest maps and directions included with every scheduled service for up to 10 years at an authorised Hyundai Dealer.³



5 Year Unlimited Km Warranty

Go ahead and drive without having to keep an eye on the odometer.⁴ That's confidence you can count on.

iCare

1. For the benefit of Hyundai owners, Hyundai provides online quotes, which specify the maximum price applicable for a vehicle's next scheduled maintenance Service at a participating authorised Hyundai Dealer and using Hyundai Genuine Parts (where required). Online quotes are available at hyundai.com/au/en/find-a-dealer#service and apply for a stated effective period only and may change after that period without notice. Standard scheduled maintenance services are of limited scope. The benefit of online quotes is available for all Hyundai's, for their lifetime. Visit hyundai.com/au/en/owning/icare/lifetime-service-plan for full terms and conditions. 2. 12 months included Premium Roadside Support when you buy a new Hyundai internal combustion engine from a participating authorised Hyundai Dealer. For purchases from a participating authorised Hyundai Dealer of new Hyundai battery electric vehicles, IONIQ 5 V.3 and IONIQ models released thereafter, Hyundai offers 24 months included Premium Roadside Support. Premium Roadside Support commences from the date of the vehicle's warranty commencement. When you have your Hyundai internal combustion engine scheduled service completed at a participating Hyundai Dealer, you will receive 12 months of included Premium Roadside Support from the date of service. For Hyundai battery electric vehicles, IONIQ 5 V.3 and IONIQ models released thereafter that have their scheduled service completed at a participating Hyundai Dealer, you will receive 24 months of included Premium Roadside Support from the date of service. Available for all Hyundai vehicles (excluding rental buyers and taxis). Visit hyundai.com/au/en/owning/icare/roadside-support for full terms, conditions and exclusions. 3. Applies to new vehicles with both 8" and 10.25" factory-fitted satellite navigation. Updates are delivered annually and are included if the vehicle completes a scheduled service at an authorised Hyundai Service Centre. Updates must be undertaken within 10 years of the vehicle's initial purchase, with a maximum number of 9 updates. Visit hyundai.com/au/en/owning/icare/sat-nav-plan for full terms and conditions. 4. 5-year new vehicle warranty applies if the vehicle has been used for private and domestic purposes and is not and has not been previously used for a commercial application, including but not limited to taxi, hire, rental, courier, security, driving school, tour, bus operator or emergency vehicle. Visit hyundai.com/au/en/owning/icare/warranty for full terms, conditions and exclusions.

SANTA FE Specifications.

Hyundai SANTA FE		
Engine	Smartstream 2.5 T-GDi	
Engine code	G4KP	
Configuration	FWD: Transverse front mounted driving front wheels AWD: Transverse front mounted driving front and rear wheels	
Cylinder capacity	2.5 Litres (2,497)	
Number of cylinders	4 in-line	
Valve system	16-Valve (HLA)	
Intake System	Turbo-charged	
Maximum power	206kW @ 5,800 RPM	
Maximum torque	422 Nm @ 1,700 - 4,000 RPM	
Fuel system	Multi Point Intake Manifold (MPI) + Gasoline Direct Injection (GDi)	
Fuel type	91 RON (ULP), E10 compatible	
Emissions standard	Euro 5	
Bore x stroke	88.5 mm x 101.5 mm	
Compression ratio	10.5:1	
Electric Motor	Smartstream 2.5 T-GDi	
Motor type	-	
Configuration	-	
Maximum power	-	
Maximum torque	-	
Combined system output	Smartstream 2.5 T-GDi	
Maximum power	206kW @ 5,800 RPM	
Maximum torque	422 Nm @ 1,700 - 4,000 RPM	
Battery	Smartstream 2.5 T-GDi	
Battery type	-	
Capacity	-	
Voltage	-	
Transmission	Smartstream 2.5 T-GDi	
All Wheel Drive (AWD) System	Active on-demand 4WD	
Automatic	Smartstream 8DCT - 8 speed Dual Clutch	
Gear ratio	FWD	AWD
1st	3.429	
2nd	2.217	
3rd	2.217	
4th	1.621	
5th	0.860	
6th	0.673	
7th	0.791	
8th	0.653	
Reverse	3.697	
Final	4.846/3.316	
Engine/transmission availability	Smartstream 2.5 T-GDi	
	FWD	AWD
SANTA FE	•	•
Elite	-	•
Calligraphy	-	•

Key:

- = Feature is available on trim
- = Feature is not available on trim

Notes: 1. Apple CarPlay requires iPhone 5 or subsequent model in order to operate. 2. Android Auto requires a device with Android 5.0 operating system or subsequent version in order to operate. 3. Finishes specified as leather appointed may contain elements of genuine leather, polyurethane leather (leather substitute) or man-made materials, or a combination thereof. 4. Wireless charging requires a Qi-enabled smartphone or adapter in order to operate.

Hyundai SANTA FE		
Steering	Smartstream 2.5 T-GDi	
Type	Column Motor Driven Power Steering (C-MDPS)	
Minimum turning circle diameter between kerbs / walls	11.6m	
Number of steering wheel turns lock to lock	2.62	
Suspension	Smartstream 2.5 T-GDi	
Front	MacPherson strut	
Rear	Multi-link	
Brakes	Smartstream 2.5 T-GDi	
	FWD	AWD
System	Dual-diagonal, split circuit, power assisted with Electronic Brakeforce Distribution (EBD) and Brake Assist System (BAS)	
Front brake type	Ventilated disc	
Front disc dimensions	345 mm x 30 mm	
Rear brake type	Solid Disc	
Rear disc dimensions	305 mm x 11 mm	
Weight	Smartstream 2.5 T-GDi	
	FWD	AWD
Kerb weight - lightest (6 seat)	1835 kg	1900 kg
Kerb weight - heaviest (6 seat)	1955 kg	2020 kg
Gross Vehicle Mass (GVM) (6 seat)	2630 kg	2650 kg
Permissible Axle Weight (PAW) - front	1380 kg	
Permissible Axle Weight (PAW) - rear	1450 kg	
Roof rack load limit	100 kg	
Towing capacity	Smartstream 2.5 T-GDi	
	FWD	AWD
Braked	2000 kg	
Unbraked	750 kg	
Maximum towball weight	100 kg	
Fuel consumption*	Smartstream 2.5 T-GDi	
	FWD	AWD
Combined (L/100km)	9.1	
Urban (L/100km)	13.3	
Extra Urban (L/100km)	7.0	
CO ₂ - combined (g/km)	212	
Fuel tank volume	67L	
*Source: Australian Design Rule 81/02 static laboratory combined average city and highway cycle test. Real world fuel consumption will vary depending on a combination of driving habits, the condition of the vehicle, and other factors such as road, traffic and weather conditions. ADR 81/02 test results are meant for comparison purposes only.		

Key:

• = Feature is available on trim
 – = Feature is not available on trim
 O = Feature is optional on trim

Notes: 1. Apple CarPlay requires iPhone 5 or subsequent model in order to operate. 2. Android Auto requires a device with Android 5.0 operating system or subsequent version in order to operate. 3. Finishes specified as leather appointed may contain elements of genuine leather, polyurethane leather (leather substitute) or man-made materials, or a combination thereof. 4. Wireless charging requires a Qi-enabled smartphone or adapter in order to operate.

Hyundai SANTA FE			
Seating capacity availability	SANTA FE	Elite	Calligraphy
6 passenger (individual 2nd row outboard seats)	-	-	•
7 passenger (bench type 2nd row seat)	•	•	•
Dimensions	SANTA FE	Elite	Calligraphy
Exterior			
Length	4830 mm		
Width	1900 mm		
Height (with roof rails)	1720 mm (1770 mm)		
Wheelbase	2815 mm		
Wheel track - front / rear	1637mm / 1647mm		
Minimum ground clearance (based on kerb weight)	177 mm		
Approach / departure / ramp break over angle	17.4° / 20.9° / 15.3°		
Interior			
Head room - 1st row / 2nd row / 3rd row (w/ sunroof)	1045 mm / 1030 mm / 958 mm (1020 mm / 1007 mm / 958 mm)		
Leg room - 1st row / 2nd row / 3rd row	1052 mm / 1055 mm / 761 mm		
Shoulder room - 1st row / 2nd row / 3rd row	1511 mm / 1475 mm / 1360 mm		
Hip room - 1st row / 2nd row / 3rd row	1436 mm / 1395 mm / 1084 mm		
Cargo area - VDA (minimum / maximum)	628 / 1949 Litres (Hybrid) 642 / 1963 Litres (Petrol)		
Wheels & tyres	SANTA FE	Elite	Calligraphy
Wheel type	Alloy	Alloy	Alloy
Wheel dimensions	20 x 8.5J +54	20 x 8.5J +54	20 x 8.5J +54
Tyre dimensions	255/45R20 105V XL	255/45R20 105V XL	255/45R20 105V XL
Spare wheel type	Full size alloy	Full size alloy	Full size alloy
Active safety	SANTA FE	Elite	Calligraphy
Electronic Stability Control (ESC) including;			
Anti-lock Braking System (ABS)	•	•	•
Brake Assist System (BAS)	•	•	•
Crosswind Stability Control (CSC)	•	•	•
Downhill Brake Control (DBC)	•	•	•
Electronic Brakeforce Distribution (EBD)	•	•	•
Hill-start Assist Control (HAC)	•	•	•
Multi-Collision Braking (MCB)	•	•	•
Traction Control System (TCS)	•	•	•
Trailer Stability Assist (TSA)	•	•	•
Vehicle Stability Management (VSM)	•	•	•
Hyundai SmartSense™ including;			
Blind-Spot Collision-Avoidance Assist (BCA)	•	•	•
Blind-Spot View Monitor (BVM)	•	•	•
Driver Attention Warning (DAW), including;	•	•	•
Forward Attention Warning (FAW)	•	•	•
Leading Vehicle Departure Alert (LVDA)	•	•	•
Forward Collision-Avoidance Assist (FCA) including:	•	•	•
Car / Pedestrian / Cyclist Detection (FCA - CAR/ PED/CYC)	•	•	•
Junction Turning / Crossing functions (FCA - JT/JC)	•	•	•

Key:

- = Feature is available on trim
- = Feature is not available on trim
- 0 = Feature is optional on trim

Notes: 1. Apple CarPlay requires iPhone 5 or subsequent model in order to operate. 2. Android Auto requires a device with Android 5.0 operating system or subsequent version in order to operate. 3. Finishes specified as leather appointed may contain elements of genuine leather, polyurethane leather (leather substitute) or man-made materials, or a combination thereof. 4. Wireless charging requires a Qi-enabled smartphone or adapter in order to operate.

SANTA FE.

Hyundai SANTA FE			
Direct Oncoming / Lane Change Oncoming / Side functions (FCA - DO/LO/LS)	•	•	•
Evasive Steering Assist function (FCA - w/ ESA)	•	•	•
High Beam Assist (HBA)	•	•	•
Highway Driving Assist (HDA) including:	-	•	•
Distance Control, Lane Following Control, and Lane Change Assist Control	-	•	•
Intelligent Speed Limit Assist (ISLA)	•	•	•
Lane Following Assist (LFA)	•	•	•
Lane Keeping Assist - Line/Road-Edge (LKA-L/R)	•	•	•
Navigation-based Smart Cruise Control (NSCC)	-	•	•
Parking Collision-Avoidance Assist - Reverse (PCA-R)	•	•	•
Rear Cross-Traffic Collision-Avoidance Assist (RCCA)	•	•	•
Rear Occupant Alert (ROA) - logic type	•	-	-
Rear Occupant Alert (ROA) - sensor type	-	•	•
Safe Exit Assist (SEA)	•	•	•
Smart Cruise Control (SCC), including;	•	•	•
Stop & Go function (SCC w/ S&G)	•	•	•
Machine Learning function (SCC w/ ML) - Based on Driving Style	•	•	•
Surround View Monitor (SVM) including;	•	•	•
3D Surround View function	•	•	•
Driving Rear-View Monitor (DRM) function - rear view image on command	•	•	•
Trailer connection mode	•	•	•
Other features			
Emergency Stop Signal (ESS)	•	•	•
Manual Speed Limit Assist (MSLA)	•	•	•
Parking Distance Warning - Forward/Side/Reverse (PDW-F/S/R) - 6 sensors with guidance display	•	•	•
Remote Smart Parking Assist (RSPA) via Smart Key - Forward/Reverse parking functions	-	•	•
Rear view camera with dynamic guide lines	•	•	•
Tyre Pressure Monitoring System (TPMS) - individual tyre pressure readout	•	•	•
Passive safety	SANTA FE	Elite	Calligraphy
Airbags			
Driver knee airbag	•	•	•
Front airbags - driver & front passenger	•	•	•
Front centre side	•	•	•
Side (thorax) airbags - driver & front passenger	•	•	•
Side (thorax) airbags - 2nd row outboard seats	•	•	•
Side curtain airbags	•	•	•
Seatbelts			
Pretensioners, load limiters & height adjustable upper mounts on front seat belts	•	•	•
Pretensioners & load limiters on rear (outboard) seat belts - 2nd row	•	•	•
Seat belt reminder - all positions	•	•	•

Key:

• = Feature is available on trim
 - = Feature is not available on trim
 0 = Feature is optional on trim

Notes: 1. Apple CarPlay requires iPhone 5 or subsequent model in order to operate. 2. Android Auto requires a device with Android 5.0 operating system or subsequent version in order to operate. 3. Finishes specified as leather appointed may contain elements of genuine leather, polyurethane leather (leather substitute) or man-made materials, or a combination thereof. 4. Wireless charging requires a Qi-enabled smartphone or adapter in order to operate.

Hyundai SANTA FE			
Seating			
Height adjustable front head restraints with tilt function and height adjustable rear head restraints	•	•	•
ISOFIX child restraint anchors (rear outboard seats) - 2nd & 3rd row	•	•	•
Top tether child restraint anchors (all positions) - 2nd & 3rd row	•	•	•
Smart one touch 2nd row flat folding seats (switch operated) - cargo compartment	•	•	•
Security	SANTA FE	Elite	Calligraphy
Security system			
Anti-theft alarm	•	•	•
Engine immobiliser	•	•	•
Bluelink® connected car service	SANTA FE	Elite	Calligraphy
Vehicle functions			
Automatic Collision Notification (ACN)	•	•	•
Emergency Call (SOS) function	•	•	•
Connected Routing - server based navigation	-	•	•
Valet Mode function - restricted infotainment control	•	•	•
Voice Control - server based & natural voice recognition, including; vehicle controls, information, command & control	-	•	•
Calendar integration (Google, iCloud) & vehicle diagnostics	•	•	•
Remote functions			
Alert Services - set geo-fencing, valet, speed, and time alerts	•	•	•
Remote Functions – door lock/unlock, window open/close, hazard warning lights, horn, start/stop charging, start/stop conditioning	•	•	•
Remote climate control - including; windscreen defog and heated rear window/side mirrors operation	•	•	•
Remote services			
Navigation - destination send to car, find my car, my trips	-	•	•
Vehicle status & notifications - remote functions successful/unsuccessful, locking status, climate control status	•	•	•
Software updates			
Over The Air (OTA) software update capability	•	•	•
Multimedia system	SANTA FE	Elite	Calligraphy
Audio/media sources			
AM / FM / Digital (DAB+) radio with Radio Data System (RDS)	•	•	•
Passenger Talk - Driver's voice communicated through rear speakers	-	•	•
USB-C multimedia input	•	•	•
Functions			
Capacitive touch screen - 12.3" HD curved display, blue light filter	•	•	•
Apple CarPlay ¹ & Android Auto ² compatibility - wireless	•	•	•

Key:

- = Feature is available on trim
- = Feature is not available on trim
- 0 = Feature is optional on trim

Notes: 1. Apple CarPlay requires iPhone 5 or subsequent model in order to operate. 2. Android Auto requires a device with Android 5.0 operating system or subsequent version in order to operate. 3. Finishes specified as leather appointed may contain elements of genuine leather, polyurethane leather (leather substitute) or man-made materials, or a combination thereof. 4. Wireless charging requires a Qi-enabled smartphone or adapter in order to operate.

SANTA FE.

Hyundai SANTA FE			
Bluetooth® - with multi-connection (1 x phone/ audio & 1 x audio)	•	•	•
Satellite navigation with live traffic updates via Bluelink	-	•	•
Speakers			
Audio system - 6 speakers	•	-	-
BOSE™ premium audio system - 12 speakers with external amplifier	-	•	•
Driving convenience	SANTA FE	Elite	Calligraphy
Electronic Parking Brake (EPB) with Auto Hold function	•	•	•
Integrated Memory System (IMS) including:	-	-	•
2 driver's seat positions (excluding lumbar) & exterior mirror positions	-	-	•
Rain sensing wipers	•	•	•
Rear wiper - 2-stage, with auto wipe on reverse	•	•	•
Remote start - via Smart Key	•	•	•
Smart Key with push button start	•	•	•
Tilt & telescopic steering column	•	•	•
Driving engagement	SANTA FE	Elite	Calligraphy
Drive Mode - 4 settings : Eco, Normal, Sport, My Drive	•	•	•
Multi Terrain Mode - 3 settings : Snow, Mud, Sand (available on AWD variants only)	•	•	•
Paddle shifters	•	•	•
Occupant comfort & convenience	SANTA FE	Elite	Calligraphy
Upholstery/trim			
Premium cloth seats	•	-	-
Leather ³ appointed seats	-	•	-
Nappa Leather ³ appointed seats	-	-	•
Leather ³ appointed steering wheel	•	•	•
1st row			
Driver's seat - power adjustable - 10-way (including 2-way power lumbar support)	•	•	-
Driver's seat - power adjustable - 14-way (including 4-way power lumbar support)	-	-	•
Driver's and passenger's seat relaxation function	-	-	•
Passenger's seat - power adjustable - 8-way	-	•	-
Passenger's seat - power adjustable - 10-way	-	-	•
Front centre console storage cubby - power outlets - 1 x 12V outlet	•	•	•
Front centre console - 1 x USB-C charger, 1 x USB-C multimedia input	•	•	•
Front centre console - single wireless charger (Qi standard) ⁴	•	-	-
Front centre console - dual wireless charger (Qi standard) ⁴	-	•	•
UV-C sanitisation tray	-	-	•
2nd row			
Backrest recline function - 2-way manual	•	•	•
Seat base slide function - 2-way manual	•	•	•

Key:

• = Feature is available on trim
 - = Feature is not available on trim
 0 = Feature is optional on trim

Notes: 1. Apple CarPlay requires iPhone 5 or subsequent model in order to operate. 2. Android Auto requires a device with Android 5.0 operating system or subsequent version in order to operate. 3. Finishes specified as leather appointed may contain elements of genuine leather, polyurethane leather (leather substitute) or man-made materials, or a combination thereof. 4. Wireless charging requires a Qi-enabled smartphone or adapter in order to operate.

Hyundai SANTA FE			
Individual power captain chairs - power adjustable - 4 way with relaxation function (6 seat only)	-	-	O
Front seat back power outlets - 2 x USB-C charger outlets	•	•	•
Walk-in switch - control for slide function to access 3rd row	•	•	•
3rd row			
3rd row exit function switch; one-touch (2nd row seat outboard backrest upper)	•	•	•
Power outlet - 2 x USB-C charger outlet, 1x 12V power outlet	•	•	•
Windows/shades			
Acoustic laminated glass - windshield glass	•	•	•
Acoustic laminated glass - front door glass	-	•	•
Glass sunroof; single front panel with tilt & slide function and manual sunshade, fixed rear panel with power sunshade	-	-	•
Power windows - one touch up & down function with anti-pinch safety feature - all windows	•	•	•
Rear privacy glass	•	•	•
Rear door window sunshades	-	•	•
Solar control windshield and front door glass	-	•	•
Doors/boot/tailgate			
Smart Tailgate (rear power tailgate with hands-free opening) - Speed and height adjustable	•	•	•
Vision & sight	SANTA FE	Elite	Calligraphy
Interior mirror			
Electro-chromatic Mirror (ECM) - auto-dimming	-	•	-
Digital Centre Mirror (DCM) - with full screen digital display	-	-	•
Exterior mirrors			
Heated	•	•	•
Power adjustable with auto-dip on reverse function	•	•	•
Power folding with auto fold function	•	•	•
Instrument cluster/driving displays			
Head-Up Display (HUD)	-	-	•
Instrument cluster - 12.3" colour TFT-LCD full screen digital display	•	•	•
Ventilation & heating	SANTA FE	Elite	Calligraphy
Air conditioning			
Climate control - dual zone including;	•	•	•
6.6" touch type control panel	•	•	•
Auto defog function, auto dehumidify function, and air-conditioning auto-drying function	•	•	•
Front seats			
Air ventilated front seats	-	-	•
Heated front seats	•	•	•
Rear seats			
Heated rear outboard seats	-	-	•
3rd row			
Air-conditioning system with manual fan speed control	•	•	•
Other features			

Key:

- = Feature is available on trim
- = Feature is not available on trim
- O = Feature is optional on trim

Notes: 1. Apple CarPlay requires iPhone 5 or subsequent model in order to operate. 2. Android Auto requires a device with Android 5.0 operating system or subsequent version in order to operate. 3. Finishes specified as leather appointed may contain elements of genuine leather, polyurethane leather (leather substitute) or man-made materials, or a combination thereof. 4. Wireless charging requires a Qi-enabled smartphone or adapter in order to operate.

SANTA FE.

Hyundai SANTA FE			
Heated steering wheel	-	•	•
Exterior styling	SANTA FE	Elite	Calligraphy
Front			
Front grille	Hyper Silver	Dark Chrome	Dark Chrome Calligraphy-exclusive
Front skid plate	Silver	Hyper Silver	Satin Black
Side			
Door frame & beltline moulding - gloss black	-	-	•
Gloss black body cladding	-	-	•
Side garnish insert	-	Hyper Silver	Satin Black
Rear			
Lower bumper garnish	-	Hyper Silver	Satin Black
Other			
Satin black roof rails	-	-	•
Black badging	-	-	•
Interior styling	SANTA FE	Elite	Calligraphy
Materials			
Melange knit - headlining, A/B/C pillar covers and sun visors	•	-	-
Suede - headlining, A/B/C pillar covers and sun visors	-	•	•
Leatherette door armrest with real stitching	-	•	•
Door entry scuff plates - stainless steel	-	•	•
Lighting	SANTA FE	Elite	Calligraphy
Exterior lighting - front			
Daytime Running Lights (DRL) - LED	•	•	•
Headlight functions - automatic dusk sensing with escort and welcome	•	•	•
Headlight lighting source - LED (low/high beam)	•	•	•
Headlight type - LED dual projector beam	-	•	•
Exterior lighting - rear			
Fog lights - LED	•	•	•
High Mount Stop Light (HMSL) - LED	•	•	•
Rear combination lights - LED (bulb reverse lights)	•	•	•
Exterior lighting - others			
Courtesy lights - LED, in front door handles	•	•	•
Side repeaters - LED, integrated into side mirrors	•	•	•
Interior lighting - front			
Interior ambient lighting - user customisable	-	•	•
Front room lights and map lights - LED	•	•	•
Interior lighting - rear			
Outboard map lights - LED	•	•	•
Storage solutions	SANTA FE	Elite	Calligraphy
1st row			
Bottle and cup holders	•	•	•
Centre console storage cubby - lower	•	•	•
2nd row			

Key:

- = Feature is available on trim
- = Feature is not available on trim
- 0 = Feature is optional on trim

Notes: 1. Apple CarPlay requires iPhone 5 or subsequent model in order to operate. 2. Android Auto requires a device with Android 5.0 operating system or subsequent version in order to operate. 3. Finishes specified as leather appointed may contain elements of genuine leather, polyurethane leather (leather substitute) or man-made materials, or a combination thereof. 4. Wireless charging requires a Qi-enabled smartphone or adapter in order to operate.


Hyundai SANTA FE			
Coat hooks	•	•	•
Bottle and cup holders	•	•	•
Rear seating split folding 7 seat variants - 60:40	•	•	•
Rear seating split folding 6 seat variants - 50:50	-	-	O
Boot/Luggage area			
Cargo cover - retractable with 2 position setting	•	•	•
Luggage net	•	•	•
Others			
Side storage recess with cup holders - outer sides of 3rd row	•	•	•
Roof Rails	•	•	•


Key:

- = Feature is available on trim
- = Feature is not available on trim
- O = Feature is optional on trim


Notes: 1. Apple CarPlay requires iPhone 5 or subsequent model in order to operate. 2. Android Auto requires a device with Android 5.0 operating system or subsequent version in order to operate. 3. Finishes specified as leather appointed may contain elements of genuine leather, polyurethane leather (leather substitute) or man-made materials, or a combination thereof. 4. Wireless charging requires a Qi-enabled smartphone or adapter in order to operate.

SANTA FE.

 facebook.com/hyundaiaustralia

 twitter.com/hyundaiaus

 instagram.com/hyundaiaus

 youtube.com/hyundaiaustralia

Hyundai Motor Company Australia

394 Lane Cove Road, Macquarie Park, NSW Australia 2113

hyundai.com/au/en

All information provided in this brochure applies to the 2025 SANTA FE. While every effort has been made to ensure the accuracy of this brochure and the availability of vehicles and features at the time of publication, discrepancies and variations may occur from time to time. To the maximum extent permitted by law, Hyundai Motor Company Australia Pty Limited shall not be liable in any way as a result of any reliance by any person on anything contained in this document, including for any loss or damage suffered or incurred by a purchaser or prospective purchaser in case of inaccuracies or outdated information, or if any vehicles or features mentioned in this brochure are withdrawn from the market. Please be aware that specifications, features, and model availability are subject to change without notice. We recommend consulting an authorised Hyundai Dealer before placing an order to obtain the most current information on model availability, specifications, options, features, and prices. Hyundai Motor Company Australia Pty Limited ABN 58 008 995 588, located at Cnr of 394 Lane Cove Road & Hyundai Drive, Macquarie Park NSW 2113.
Note: information in this brochure is current as at 04/2025. Part No. 042025B