

# 2024 AZERA



# Timeless Pioneer

AZERA embodies the harmony of a bold, dignified design and technology ahead of its time.  
It offers an unparalleled driving experience in a class of its own, for those who seek to stay ahead.



More details







# The most desirable typology.

Beautifully shaped with large sedan proportions,  
the all-new AZERA exudes more elegance than ever before.



# Exterior

The futuristically designed horizontal headlamp, combined with the voluminous body outline, adds a fine touch to the flagship sedan’s majestic aura.



Parametric Pattern Grille / Horizontal LED lamp (Seamless Horizon Lamp) / Full LED Headlights (Projection Type)



Frameless Door



Auto Flush Door Handle



LED Rear Combination Lights



# Interior

Trimmed with high-end materials, the wrap-around interior provides passengers with their own oasis on wheels – one that’s both cozy and stylish.



Wraparound Architecture / Interactive Ambient Mood Lamp



Nappa Leather Seat



Mono-post headrest




Designed with today's drivers in mind, AZERA comes with pleasant details that are stylish, yet practical.



Integrated Display (12.3-inch Cluster / 12.3-inch Navigation)



Bezel-less Inside Mirror



Door Trim Space



# Convenience

The interior space is structured to upscale convenience, providing passengers with both emotional and physical comfort.



Two-toned leather steering wheel (Nappa leather upholstery / real stitch)



Front Center Console



Front Console UVC Sterilization Lighting



AZERA comes equipped with a generous array of considerate features designed to meet and exceed the needs of consumers.



Column-Type Shift by Wire (SBW)



Smartphone Wireless Charging



Power Rear Side Window Sunshade



Power Rear Window Sunshade



AZERA was designed to be smarter than ever to keep up with the complex lifestyles of today’s consumers. Smart and progressive technologies installed throughout the vehicle make the ride more enjoyable.



Infotainment System ccNC (connected car Navigation Cockpit)



12-inch Head-up Display (HUD)



BOSE Premium Sound System  
10.25-inch Full-touch Air Conditioning Controller (with Haptic Function)



Interactive Pixel Lights



# Performance

The high-performance powertrain provides a comfortable and stable driving experience.

Smartstream G1.6 T-GDi HEV

180 Maximum Power  
PS/5,500 rpm

27.0 Maximum Torque  
kgf-m/1,500~4,500 rpm



**Predictive Gear-shift System (PGS)**  
Improves driving safety and comfort by predicting acceleration/deceleration conditions and shifting to the optimum gear in combination with ADAS navigation and radar signals.



# Hybrid

The all-new AZERA Hybrid comes with e-Motion drive to provide both driver and passengers a satisfyingly smooth and dynamic drive.

## e-Comfort Drive



When passing speed bumps, this hybrid technology manages the motor to reduce vehicle shaking and provide a smooth ride on an uneven road.




When accelerating, the hybrid system controls the vehicle's motion such that the driver experiences less shaking and more linear acceleration.

## e-Dynamic Drive



When the vehicle approaches a turn, the hybrid system regulates the vehicle's movement to execute torque vectoring while simultaneously maintaining the ideal level of tire grip for dynamic handling performance.



During overtaking acceleration, this function provides a quick acceleration response and improved torque performance.

# Safety

AZERA's host of advanced technologies comes in handy in a multitude of daily situations, providing simpler, safer, and smarter solutions.



Backup Guide Lamp




Safety Power Windows (1st/2nd row)  
Surround View Monitor (SVM)



# Hyundai SmartSense




More details




**Forward Collision-Avoidance Assist 1.5 (FCA 1.5)**

Forward Collision-Avoidance Assist 1.5 (FCA 1.5) monitors your surroundings and warns you if there is a risk of collision. After the warning, it automatically assists with emergency braking if the risk of collision with the target increases (e.g. a leading vehicle which suddenly slows down, a vehicle, a PTW, a pedestrian or a cyclist in the front). If the risk of collision with an oncoming vehicle or a PTW increases while turning left at an intersection or if the risk of collision with an oncoming vehicle increases while driving in the lane, it automatically assists with emergency braking.



**Blind-Spot Collision-Avoidance Assist (BCA)**

Blind-Spot Collision-Avoidance Assist (BCA) warns you if there is a risk of collision with a rear side vehicle in the blind-spot while changing lanes. When forward exiting a parallel-parking spot, it automatically assists with emergency braking if there is a risk of collision with a vehicle approaching from behind.



**Safe Exit Assist (SEA)**

Safe Exit Assist (SEA) warns you if there is a risk of collision with a vehicle approaching from behind when an occupant opens a door to exit the vehicle after coming to a stop. When the driver presses the Electronic Child Lock button to drop off a passenger in the rear seat, the electronic child lock remains locked to help prevent the door from opening if the risk of collision with a vehicle approaching from behind increases.



**High Beam Assist (HBA)**

High Beam Assist (HBA) automatically adjusts the high beams by detecting ambient light and illuminance, such as a lamp of an oncoming vehicle or a preceding vehicle.

※ Operates at a vehicle speed of 40 km/h or higher (lower operating speed compared to previous specifications).





More details



**Smart Cruise Control (SCC)**  
Smart Cruise Control (SCC) helps maintain distance from the front vehicle and drive at a speed set by the driver. Automatically stops when the front vehicle stops and starts automatically when the front vehicle departs within a short time.



**Lane Following Assist (LFA)**  
Lane Following Assist (LFA) helps center the vehicle in the lane.



**Rear Cross-Traffic Collision-Avoidance Assist (RCCA)**  
Rear Cross-Traffic Collision-Avoidance Assist (RCCA) provides a warning if there is a risk of collision with an oncoming vehicle on the left or right side while reversing. After the warning, it automatically assists with emergency braking if the risk of collision increases.



**Remote Smart Parking Assist (RSPA)**  
Remote Smart Parking Assist (RSPA) helps the driver to park or exit a parking spot remotely. It automatically assists with steering, accelerating, decelerating, and shifting by using the vehicle's sensors.



# Standard



18" alloy wheels      19" alloy wheels



# Calligraphy



19" alloy wheels



More details



Full LED Headlights (Projection Type)



Acoustic Laminated Glass



Panorama Sunroof



Smart Power Trunk




Parametric Pattern Grille (Dark chrome)



DLO Moulding (Dark chrome)



Mono-post headrest



Nappa Leather Seat



Driver's Seat Posture Memory System



Front Heated and Ventilated Seats



Rear Seat USB Type-C Ports (2EA)



Dual Full Auto Air Conditioner (Button-Type)



Two-toned leather steering wheel



Artificial leather wrapping (console side)



3D embossed door center trim



Real Wood / Real Aluminum material



# Interior colors

## Standard



Black monotone



Black/Brown two-tone



Dark gray/Light gray two-tone



Indigo/Brown two-tone



## Calligraphy



Black monotone



Brown/Beige two-tone



Indigo/Light gray two-tone













Indigo/Brown two-tone





Exterior colors

Pearl / Metallic colors

									
Serenity white pearl (W6H)	Curated silver metallic (R9S)	Transmission blue pearl (NY9)	Nocturne gray metallic (T2G)	Yugi bronze metallic (NGM)	Bamboo charcoal green pearl (NBP)	Biophilic blue pearl (XB9)	Abyss black pearl (A2B)	Nocturne gray matte (T9M)	Yugi bronze matte (VAM)

Matte colors

Color combination chart

Trim	<div>Interior</div> <div>Exterior</div>	Serenity white pearl (W6H)	Curated silver metallic (R9S)	Transmission blue pearl (NY9)	Nocturne gray metallic (T2G)	Yugi bronze metallic (NGM)	Bamboo charcoal green pearl (NBP)	Biophilic blue pearl (XB9)	Abyss black pearl (A2B)	Nocturne gray matte (T9M)	Yugi bronze matte (VAM)
Standard	Black monotone	•	•	•	•	•	•	•	•	•	-
	Black/Brown two-tone	•	•	•	•	•	•	•	•	•	-
	Dark gray/Light gray two-tone	•	•	•	•	•	•	•	•	•	-
	Indigo/Brown two-tone	•	•	•	•	•	•	•	•	•	-
Calligraphy	Black monotone	•	•	•	•	•	•	•	•	•	•
	Indigo/Brown two-tone	•	•	•	•	•	•	•	•	•	•
	Brown/Beige two-tone	•	•	•	•	•	•	•	•	•	•
	Indigo/Light gray two-tone	•	•	•	•	•	•	•	•	•	•

Specifications

Type		Smartstream 3.5 GDi	
Displacement (cc)		3,470	
Max. Power (PS / rpm)		300 / 6,400	
Max. Torque (kgf-m / rpm)		36.6 / 5,000	
Suspension			
Front		McPherson Strut Type	
Rear		Multi-Link Type	
Tire			
		225/55R18, 245/45R19	
Dimensions			
Head room (mm) (sunroof)	Front / Rear	973 / 955	
Leg room (mm)	Front / Rear	1,077 / 1,040	
Shoulder room (mm)	Front / Rear	1,478 / 1,420	

- The above values are results from internal testing and are subject to change after validation.
- Some of the equipment illustrated or described in this catalog may not be supplied as standard equipment and may be available at additional cost.
- Hyundai Motor Company reserves the right to change specifications and equipment without prior notice.
- The color plates shown may vary slightly from the actual colors due to the limitations of the printing process.
- Please consult your dealer for full information and availability on colors and trims.





**First Motors W.L.L.**

<https://www.hyundai.com/bh/en>

BAH LHD

Copyrights © 2024 First Motors. All Rights Reserved.

**First Motors Showroom**

Shk. Jaber Al Subah Highway

Al Ma'ameer, Kingdom of Bahrain

T: 17 121 121

**First Motors Service Center**

Bldg. 833, Rd. 1213, Blk. 712

Salmabad, Kingdom of Bahrain

T: 17 121 121

Dealer stamp