

# 2024 PALISADE



# The bold new look.

The bold, premium look of the new PALISADE commands immediate attention wherever your travels take you. It's a unique look that inspires confident driving and your confidence is well placed: PALISADE's advanced safety features keep you and your loved ones free from danger. PALISADE's spacious cabin, flexible seating, and advanced connectivity features make it the perfect getaway vehicle for families.





# Premium presence.

Born to rule as Hyundai's flagship SUV, PALISADE shows all the traits of a leader. Both muscular and elegant, it projects a powerful presence with premium qualities that get noticed. Wherever you're headed, the PALISADE will take you there in style.



# Design

From any angle, PALISADE projects the look of authority. From the bold grille to the futuristic design of the alloy wheels, every detail conveys a premium look and feel. The uniquely configured Daytime Running Lights add extra emphasis to the wide, stable stance. For stylistic unity and harmony, rear combination lamps mirror the design of the front LEDs.



Full LED headlamps / Dark chrome radiator grille



20" Alloy wheels



LED rear combination lamps

# Convenience

The center of attention is the 12.3-inch supervision full digital cluster that presents graphics and text in crisp, colorful detail. Another 12.3-inch display supports split-screen display so you can easily check your route and direction, see music/radio information, and more all at once. The display pairs effortlessly with your smartphone to provide access to your favorite apps while on the road.



12.3" display



Head-Up Display (HUD)



12.3" Supervision full digital cluster




# Next level technology.

The PALISADE will always have you looking forward to your drive. Its powerful powertrain delivers quiet, nimble performance that make it a delight to drive. And you'll be driving with complete peace of mind knowing that PALISADE is equipped with advanced safety systems that protect you against the unexpected.

# Safety

PALISADE's ADAS (Advanced Driver Assistance System) has been augmented with new and more powerful features to keep you and your loved ones safe. The multi-collision brake system lowers the vehicle speed to prevent further crashes after an initial accident while the Rear Occupant Alert system ensures that the little ones in your family will arrive safely at their destination. Guide lamps light up to warn pedestrians when backing up in the dark.



Blind-Spot View Monitor (BVM)



Surround View Monitor (SVM)



Back-up guide lamps



Rear Occupant Alert (ROA)  
Multi-Collision Brake (MCB) System



7 Airbag system (airbags for front seats, front side airbags, driver's knee airbags, and rollover-resistant curtain airbags)

# Hyundai SmartSense



**Forward Collision-Avoidance Assist (FCA, Junction Turning)**

While driving if there is a risk of collision with an oncoming vehicle while turning left at an intersection, it automatically assists with emergency braking.



**Forward Collision-Avoidance Assist (FCA)**

If the preceding vehicle suddenly slows down, or if a forward collision risk is detected, such as a stopped vehicle, a pedestrian or a cyclist in front, it provides a warning. After the warning, if the risk of collision increases, it automatically assists with emergency braking.

**Blind Spot Collision Warning (BCW)**

When operating the turn signal switch to change lanes, if there is a risk of collision with a rear side vehicle, it provides a warning. If exiting a parallel parking spot and there is a risk of collision with a rear side vehicle, it automatically assists with emergency braking.



**Safe Exit Assist (SEA)**

When the occupant opens the door to exit the vehicle after a stop, if an approaching vehicle from the rear side is detected, it provides a warning. It also helps keep the rear door closed through operation of the electronic child lock.



**Lane Following Assist (LFA)**

Lane Following Assist helps center the vehicle in the lane.

**Parking Distance Warning (PDW)**

Parking Distance Warning warns against collisions with objects around the vehicle at low speeds.

# Performance

When you put your foot down to execute a passing maneuver, you can count on PALISADE to deliver all the power you need. PALISADE's gasoline and diesel engines are mated to a revised 8-speed automatic transmission that features new friction reduction technologies for smoother, quieter shifting and better fuel efficiency. The same gearbox is applied to the diesel engine. HTRAC, Hyundai's all-wheel drive system, is equipped with a multi-terrain controller that improves off-road escape performance.

R2.2 VGT Diesel Engine		3.5 MPi Gasoline Engine		3.8 GDi Gasoline Engine	
193 <sup>(EU2/EU3)</sup> 200 <sup>(EU4/EU5)</sup>	Maximum Power PS/3,800 rpm	277	Maximum Power PS/6,300 rpm	295	Maximum Power PS/6,000 rpm
45.0	Maximum Torque kgf·m/1,750~2,750 rpm	34.2	Maximum Torque kgf·m/5,000 rpm	36.2	Maximum Torque kgf·m/5,200 rpm

\* Features and specifications may vary by market. Please consult your local dealer.



**HTRAC** HTRAC All-Wheel Drive & Multi Terrain Control



8-speed shift-by-wire automatic transmission





# Family values.

Family time is precious. PALISADE helps you make the most of it with generous amounts of cabin space that will meet the needs of families, big and small. Extra versatility is built into the living space with flexible seating configurations and abundant storage spaces. Whatever the mix of adults, kids, and cargo, the family-friendly PALISADE is built to handle the job comfortably and efficiently.





# Space

The cabin ambiance is luxurious with light, sporty touches that hint at PALISADE's exciting driving dynamics. The contoured seats offer excellent support for thigh and back muscles and will have you looking forward to long, relaxing drives. Thoughtfully laid out instrument controls promote safety by keeping hand-eye movements to a minimum.







Seat adjustment mechanisms are designed for one-touch convenience. The second-row seats slide forward at the press of a button, making entry and exit easier for third-row passengers.



Smart tailgate system



Smart one-touch walk-in (WALK-IN DEVICE(REAR))


# Features

									
Dark chrome radiator grille	Full LED headlamps	Hidden lighting turn signal lamp	LED outside mirror repeaters	Puddle lamp	4.2" TFT LCD Supervision gauge cluster	Full auto air conditioning system	Three-zone, Independent-control, fully automatic air conditioning	18" alloy wheel	20" alloy wheel
									
Speed variable safety power windows	Dual sunroof	Rear fog lamps	Smart tailgate system	Full LED rear combination lamps	Wireless smartphone charger	Integrated Memory System	Leatherette door armrest	USB charging ports	Ventilated & heated 1st & 2nd seats
									
								8-way power driver's seat with 2-way lumbar support	Infinity speakers


# Interior colors




Cool Gray Two-tone Interior




Burgundy Color Package Interior



Black Mono-tone Interior



Navy + Warm Gray Color Package Interior



Exterior colors

Creamy White Pearl  
(WC9\_3-coat)

Shimmering Silver  
Metallic (R2T)

Olivine Gray Metallic (X5R)

Graphite Gray Metallic (P7V)

Sierra Burgundy Pearl (W7B)

Gaia Brown Pearl (D2S)

Abyss Black Pearl (A2B)

Moonlight Blue Pearl (UB7)

Specifications

Type	R2.2 VGT Diesel Engine		3.5 MPI Gasoline Engine	3.8 GDi Gasoline Engine
Engine type	In Line 4 – Cylinders		V6 MPi	V6 GDi
Displacement (cc)	2,199		3,470	3,778
Max. Power (PS / rpm)	193 / 3,800 (EU2 / EU3)	200 / 3,800 (EU4 / EU5)	277 / 6,300	295 / 6,000
Max. Torque (kgf·m / rpm)	45.0 / 1,750~2,750		34.2 / 5,000	36.2 / 5,200
Brakes				
General	FRT/RR DISC Type, Dual-Diagonal, Split-Circuit, Power-assisted Braking system with EBD			
Front / Rear	18” Ventilated disc (2WD / AWD) / 17” Ventilated disc			
Suspension				
Front	McPherson Strut Type			
Rear	Multi-Link Type			
Tire				
245/60R18, 245/50R20				
Dimensions				
Head room (mm)	1st row (w/Sunroof) / 2nd row (w/Sunroof) / 3rd row		1,035 (997) / 1,019 (985) / 944	
Leg room (mm)	1st row / 2nd row / 3rd row		1,120 / 1,077 / 798	
Shoulder room (mm)	1st row / 2nd row / 3rd row		1,555 / 1,545 / 1,402	

- The above values are results from internal testing and are subject to change after validation.
- Some of the equipment illustrated or described in this catalog may not be supplied as standard equipment and may be available at extra cost.
- Hyundai Motor Company reserves the right to change specifications and equipment without prior notice.
- The color plates shown may vary slightly from the actual colors due to the limitations of the printing process.
- Please consult your dealer for full information and availability on colors and trims.

Wheel Tread  
Overall Width

1,708  
1,975

WheelBase  
Overall Length

2,900  
4,995

Overall Height

1,750

Wheel Tread  
Overall Width

1,716  
1,975

Unit : mm

**First Motors W.L.L.**

<https://www.hyundai.com/bh/en>

BAH LHD

Copyrights © 2024 First Motors. All Rights Reserved.

**First Motors Showroom**

Shk. Jaber Al Subah Highway

Al Ma'ameer, Kingdom of Bahrain

T: 17 121 121

**First Motors Service Center**

Bldg. 833, Rd. 1213, Blk. 712

Salmabad, Kingdom of Bahrain

T: 17 121 121

Dealer stamp