

Azera



Surpass the ordinary

The all new Azera

Are you ready to explore new roads? Then travel in high style with the all-new Azera. Strong and confident, Azera is for those who would rather lead than follow. Taking luxury in a new direction, Azera has the most rigid body in its class. With this exceptionally strong foundation, Azera delivers handling so precise that it transforms driving into a pure delight.





Premium redefined

Projecting a timeless modern elegance, Azera is a visual magnet that draws admiring glances at every turn. Its athletic stance strikes a perfect balance of function and form. From the LED headlamps to the 19-inch alloy wheels, every design detail expresses absolute authority and confidence.

Full LED headlamps



Folding mirror with side repeater
Full-span rear LED lamps



From the premium-grade Nappa leather and wood grain trim to the satin chrome touch points that are a pure delight to the fingers, every inch of Azera's interior reveals meticulous craftsmanship.



Beyond expectations

Azera's luxurious features serve as the perfect antidote to stress. Driving the Azera is designed to be a relaxing experience for both the body and the mind, so you can always arrive at your destination fully refreshed.

Panorama sunroof



Prime Nappa leather seats
Leather-wrapped door trim



8" audio and navigation display



Head-up display
Wireless charging







Performance

**Lamda 3.5 MPI
Gasoline**

290

PS/6,600rpm

34.5

kg-m/5,000rpm



**Lamda 3.0 MPI
Gasoline**

250

PS/6,400rpm

29.0

kg-m/5,000rpm



8-speed automatic

6-speed automatic

Advanced high-strength steel (AHSS)

Azera has the most rigid body in its class because key structures are made of advanced high-strength steel. Higher rigidity equals better safety and ultra-precise handling.

9 Airbag system

9 airbags are in place to provide better protection than ever. Because airbag effectiveness is compromised when seat belts are not fastened, Hyundai recommends the use of seat belts at all times.



Hyundai SmartSense



Autonomous Emergency Braking (AEB)
Under special circumstances, AEB will automatically bring the vehicle to a safe stop in case you are ever late in applying the brake pedal. It's just like having a co-pilot assist you.

*Read the owner's manual to understand the safe operation and limitations of the system.

Hyundai SmartSense takes a suite of intelligent safety technologies and makes them work closely together to deliver unparalleled levels of protection.



Around View Monitor (AVM)
Using a multi-camera system, AVM provides a near-360-degree view around the vehicle so you can feel safer and more confident.

Advanced Smart Cruise Control (ASCC)
ASCC maintains the preset speed and a safe distance from the vehicle ahead. In stop and go traffic, ASCC works in tandem with AEB.



Driver Attention Alert (DAA)
DAA is capable of recognizing the signs of driver fatigue and will issue an alert advising the driver to take a break.

Smart High Beam Assist (SHBA)
SHBA automatically turns high beams on and off. If there is no vehicle directly ahead nor any oncoming traffic, SHBA ensures you have the best illumination.



Blind Spot Detection (BSD)
When attempting to change lanes, BSD provides visual and audible warnings whenever there is an object in the blind spot.

Lane Departure Warning System (LDWS)
LDWS can detect unintended lane departure and will alert the driver with visual and audible warnings.



Features

Special features for the Middle East



Remote start

With the remote function, you can safely start the engine and turn on the air conditioning while the car remains locked. When you're ready to drive away, the cabin will be comfortably cooled down.

Dual air conditioner

Dual controls allow the driver and front passenger to set their own individual temperature preferences.

Mecca compass

Wherever your travels may take you, this new and convenient feature will always point straight and true to Mecca.

Front ventilated seats

A gentle stream of cool air passes through the tiny perforations in the leather seats to help keep you comfortable.

All solar glass

Special protective coatings help filter out infrared and ultraviolet rays to reduce the heat accumulation in the cabin.

Manual rear door curtain

Discretely hidden inside the door panel, the curtain provides privacy as well as shade from the sun.

Optional features



4.2" supervision cluster

The Supervision cluster comes with a brightness controller and displays the status of key vehicle systems with razor sharp clarity.

Electric parking brake

The parking brake is easily activated by pulling a button and releases automatically when the accelerator pedal is depressed.

Puddle lamp

This feature will help you see where you are stepping on dark nights.

Center console CD player

To free up valuable dashboard space, the CD player has been relocated to the inside of the center console.

Auto-opening trunk

In default mode, the feature is off but it's user-programmable so that it can open automatically within proximity of the smart key. Convenient after shopping.

Intergrated Memory Seats

The easy-to-use memory seat system stores seat adjustment settings for two drivers.



Card-type smart key

The card-type key is not only easy to carry but is also equipped with smart features that make life easier.


Infinity audio system

For uncompromising sound reproduction, Azera's audio system is supplied by Infinity, a world leader in acoustic engineering.

Interior & trim specifications



Exterior colors



Wheels



17" alloy wheels



18" alloy wheels



19" alloy wheels



Specifications

Type		Lamda 3.5 MPi Gasoline	Lamda 3.0 MPi Gasoline		
Engine	Engine type	V6 DOHC with Dual CVVT	←		
	Displacement (cc)	3,470	2,999		
	Max. Power (ps / rpm)	290 / 6,600	250 / 6,400		
	Max. Torque (kg-m / rpm)	34.5 / 5,000	29.0 / 5,000		
Dimensions	Exterior	Overall length (mm)	4,930	←	
		Overall width (mm)	1,865	←	
		Overall height (mm)	1,470 (1,480 : High suspension)	←	
		Wheel base (mm)	2,845	←	
	Wheel tread (mm)	Front	1,612 (17") / 1,607 (18") / 1,602 (19")	←	
		Rear	1,620 (17") / 1,615 (18") / 1,610 (19")	←	
	Interior	Head room (mm)	Front	1,020	←
			Rear	960	←
		Leg room (mm)	Front	1,155	←
			Rear	935	←
Shoulder room (mm)	Front	1,475	←		
	Rear	1,430	←		
Brakes		Dual-diagonal, split-circuit, power-assisted braking system	←		
Suspension	Front	McPherson strut type	←		
	Rear	Multi-link	←		
Tire		225 / 55 R17, 245 / 45 R18, 245 / 40 R19	←		
Fuel tank (liter)		70	←		

- The above values are results from internal testing and are subject to change after validation.
- Some of the equipment illustrated or described in this catalog may not be supplied as standard equipment and may be available at extra cost.
- Hyundai Motor Company reserves the right to change specifications and equipment without prior notice.
- The color plates shown may vary slightly from the actual colors due to the limitations of the printing process.
- Please consult your dealer for full information and availability on colors and trims.

Dimensions



Overall Width 1,865
Wheel Tread* 1,602



Overall Length 4,930
Wheel Base 2,845

Overall Height 1,470



Wheel tread* 1,610
*Wheel tread : 18" (front/rear) - 1,607/1,615
17" (front/rear) - 1,612/1,620

Unit : mm