

AVANTE





Now, more attractive The new AVANTE

And even more stylish.

Enjoy a whole new lifestyle with

AVANTE's advanced basics and unparalleled details.

Exterior

The new design stretches horizontal graphics to create lower, wider proportions, emphasizing "parametric dynamics."



Inspiration (Meta Blue Pearl)

Neotronic black radiator grille, LED daytime running lights (DRL, positioning included), chrome beltline moldings, aero-type wipers



Full LED headlamps (projection type) & LED turn signals lamps



17-inch alloy wheels & tires



LED rear combination lamps



Inspiration (Sage Green color package)

Soft-painted interior (passenger side crash pad garnish, door upper trim), ambient mood lamps

Interior

The slim, wide, and horizontal layout complemented by high-tech interior features offers a unique atmosphere.



Adjustable Depth Cupholders

The depth of the cupholder can be conveniently adjusted via a rotating plate to accommodate both large and small cups.



Bio Authentic Leather Seats

The leather used for the seats is processed using vegetable oil extracted from flax seeds.

Function

Advanced technology and a host of convenience features enhance your driving experience.



Panoramic Display

A panoramic display with a 10.25-inch full-color cluster and 10.25-inch navigation seamlessly tilted 10 degrees toward the driver for easy operation and a high-tech feel.



Surround View Monitor

For safe parking, the surround view monitor shows the situation around the vehicle in crystal-clear image quality by applying a high-definition camera and digital video transmission method.



Blind-Spot Monitor

In conjunction with the turn signal operation, this system assists in visual safety driving by displaying blind spot images on the cluster that greatly improves the blind spot area of the outside mirrors when changing lanes.



Electric Parking Brake with Auto Hold

The parking brake can be activated or deactivated at the touch of a button, and the Auto Hold function automatically maintains the brakes when stopped for added convenience.

Dual Full Auto Air Conditioning with Auto Defog/Fine Dust Sensor/Air Clean Mode/Afterblow

Monitors the air quality inside the vehicle in real time and operates the auto air purification function to provide a comfortable interior environment and after-blow to reduce air conditioner odor.

* After Blow requires an in-screen setting in the infotainment system.



Digital Key 2 Touch

Controls door locking/unlocking and ignition with iPhone, Apple Watch, and Android smartphones, i.e., Samsung smartphones. Pairs with up to seven devices for easy access.

*Visit Hyundai's website for the list of devices compatible with Digital Key 2 Touch.



Premium Sound (8-speaker with external amplifier)

Delivers a sophisticated and vibrant sound experience while driving by adjusting acoustics based on speed.

Built-in Cam

A built-in high-resolution dash cam allows recorded footage to be viewed on the AVN screen or shared on social media via smartphone app integration.

Driving

AVANTE delivers a comfortable ride with reliable driving performance.

Smartstream Gasoline 1.6

123

Max. Engine Power
PS/6,300rpm

15.7

Max. Torque
kgf-m/4,500rpm

15.0

Combined fuel economy
km/ℓ(Smartstream IVT, 15-inch tires)

LPi 1.6

120

Max. Engine Power
PS/6,000rpm

15.5

Max. Torque
kgf-m/4,500rpm

10.5

Combined Fuel Economy
km/ℓ(based on 6-speed automatic, 15-inch tires)



Inspiration (Meta Blue Pearl)



Improved Ride Quality

AVANTE's improved suspension and vehicle response deliver minimized jolts over uneven road surfaces and offer a comfortable ride. It also improves ride quality for a more refined driving experience, and provides more flexible handling with inclined bearings.



Aerodynamic Optimization

Design optimization of cooling openings, air curtains, and bumper lip/rear bumper diffuser designs to minimize drag and improve flow for better fuel economy and high-speed driving stability.

Hybrid

Optimized hybrid systems, including driving situation-specific modes and engine/motor drive control, deliver high efficiency.

Gasoline 1.6 Hybrid

105 Max. Engine Power
PS/5,700rpm

15.0 Max. Torque
kgf·m/4,000rpm

21.1 Combined Fuel Economy
km/ℓ(6-speed DCT, 16-inch tires)



Inspiration (Ecotronic Gray Pearl)



Hybrid-exclusive Features

A variety of dedicated features, including driving and fuel economy information, energy flow charts, ECO driving, and more, make driving fun and smart.

Regenerative Braking System

When decelerating, kinetic energy is converted into electrical energy to charge the battery, which is then used for normal driving to improve energy efficiency.



Multi-link Rear Suspension

The suspension delivers a comfortable ride during daily driving and provides stability during sporty, high-speed driving and cornering through improved traction, shock dispersion, and minimized vibration.

N Line

The N Line exclusive design accentuates a sporty vibe with dynamism and sophistication.



N Line (Ultimate Red Metallic)

N Line exterior emblems, black side view mirror covers, glossy black DLO moldings (including beltline), side skirts, rear diffuser, single twin-tip muffler



N Line Exclusive Front Bumper



N Line Exclusive Rear Bumper



N Line Exclusive 18-inch Alloy Wheels & Tires



N Line Exclusive Lip-type Rear Spoiler



N Line Full Option (Black Monotone with Red Stitching)

N Line black headlining, visor and pillar trim, red stitching on door center trim, metal pedals & footrests



N Line Exclusive Semi-punching Leather-upholstered Steering Wheel
(heated with red stitching)



N Line Exclusive Leather Gear Knob (including red stitching)



N Line Exclusive Authentic Leather Seats (red stitching and piping and suede patched N logo on the seating surface)



Hyundai SmartSense

Hyundai Smartsense is an advanced driver assistance system that ensures a safe and convenient driving and parking experience.



Forward Collision-Avoidance Assist (Vehicles/Pedestrians/Cyclists/Cross Traffic/Opposing Vehicles)

Warns the driver when a frontal collision risk is detected, such as when the vehicle ahead suddenly slows down, or when a stopped vehicle, pedestrian, or bicyclist appears in front of the vehicle, and automatically helps to brake if the risk of collision increases even after the warning.



Blind-spot Collision Warning(driving)/ Blind-spot Collision-avoidance Assist(forward exit)

Alerts the driver of the potential for a collision from the rear when the turn signal indicator is switched on for lane changes. The system also helps the driver activate the brakes in the event of an impending rear or side collision when pulling away forward from a parallel parking space.

Safe Exit Warning

When an occupant opens a door to exit the vehicle after stopping, if a vehicle is detected approaching from the rear, you will receive a warning. warns you.

※ Since the advanced driver assistance system (ADAS) is a function that assists the driver's operation, always drive with caution. ※ The function may not operate smoothly or properly depending on the surrounding environment and driving conditions. In addition, the function may operate with restrictions depending on the regulation related to the certification of the advanced driver assistance system. For details, refer to the owner's manual. ※ The above specifications are applied differently depending on the trim, powertrain, and specifications directly selected by the vehicle purchaser in consideration of price and preference.



Navigation-Based Smart Cruise Control
(on safe driving zones and curved sections of the road)

The Smart Cruise Control ensures safe driving by automatically adjusting the vehicle speed according to road conditions on highways.

- Safe driving zones: Reduces vehicle speed automatically when entering
- Exiting safe driving zones: Resumes back to its original speed automatically
- Curved sections: Reduces vehicle speed properly when entering
- Exiting curved sections: Resumes back to its original speed automatically

Highway Driving Assist

Helps maintain a safe distance on the highway from the vehicle in front, steering the vehicle so it remains centered within its lane even on the curved sections of the road at a speed preset by the driver.



Rear Cross-Traffic Collision Prevention Assist

Monitors areas to the left and right when the vehicle is in reverse and alerts the driver of any approaching traffic on either side. The brakes activate automatically, if necessary, to avoid an impending collision.

Lane Keeping Assist

Helps you stay centered in your lane.



Smart & Modern



15-inch Alloy Wheels



16-inch Alloy Wheels



17-inch Alloy Wheels



Smart (Fluid Gray Metallic)



Full LED Headlamps (MFR type)
10.25-inch Navigation



Turn Signal Indicators
8-inch Display Audio



Rear Combination Lamps
Cluster (4.2-inch color LCD)



ECM room mirror
First-row Heated & Ventilated Seats*



Hi-pass
2nd-row Air Vents*



※ The above specifications are based on the Smartstream Gasoline 1.6 model. For detailed specifications of each model, please refer to the price list for that month.
※ Infotainment system screen images may differ after updates. ※ *Specifications are without Smart trim.

Inspiration



17-inch Alloy Wheels



Inspiration (Meta Blue Pearl)



Full Led Headlamps (Projection Type)
Driver's Seat Posture Memory System



LED Turn Signals (Front)
Soft-painted Interior
(Passenger crash pad garnish, upper door trim)



LED Rear Combination Lamps
Wireless Smartphone Charging



Double-glazed Sound Insulation Glass
(windshield)
Power Driver's Seat (8-way, lumbar support)




Cluster (10.25-inch color LCD)
2nd Row Heated Seats

※ The above specifications are based on the Smartstream Gasoline 1.6 model. For detailed specifications of each model, please refer to the price list for that month.

※ Infotainment system screen images may differ after updates.

Exterior Colors



Exterior color combinations

Type	Atlas White (SAW)	Cyber Gray Metallic (C5G)	Fluid Gray Metallic (M6T)	Ecotronic Gray Pearl (PE2)	Amazon Gray Metallic (A5G)	Abyss Black Pearl (A2B)	Meta Blue Pearl (PM2)	Mirage Green (RRR)	Ultimate Red Metallic (R2P)
Monotone Black	●	●	●	●	●	●	●	●	●
Sage Green	●	●	●	●	●	●	-	●	-
Cashmere Beige	●	●	●	●	●	●	●	●	-
N Line Exclusive Monotone Black (red stitching)	●	●	●	●	●	●	●	●	●

※ The above colors may differ slightly from the actual color of the vehicle.

Interior Colors



Black Monotone



Sage Green (with biomaterial seat covering)
- Bio authentic leather: Authentic leather made from vegetable oil extracted from flaxseed.
- Bio synthetic leather: Synthetic leather made with tencel, an environmentally friendly, non-regulated plasticizer and eucalyptus-based material.



Cashmere Beige



N Line Exclusive Black Monotone (red stitching)

※ The above colors may differ slightly from the actual color of the vehicle.

Genuine Accessories

We accommodate the needs and lifestyles of customers who want to customize their vehicles with a wide range of general convenience, pet care, and leisure products.

Aftermarket



USB Type-C to USB Type-A adapters*



Cup holder toy (1/2 row shared)



Multi-pouch & portable pockets (for feeding/waste)



Harness (car, small/medium)



Harness II (daily use, small/medium)



Leash (small/medium)



Leash (small/medium)



Seat Belt Tether



ISOFIX seat belt



Multi-tray (Basic type)



Multi-Tray (Slim type)

N Performance

Experience high-performance with the N Performance Parts, embodying the very best of Hyundai Motor's motorsport technology.

Design Wheel Package



18-inch Sport Design Wheels With N-Logo Spinning Hubcaps

Large Brake Packages



Red Calipers & Large Discs & Low Steel Pads

N Logo Floor Mats



N Logo Floor Mats (1st and 2nd rows)

* Customizable aftermarket items available at Hyundai Shop (Shop.Hyundai.com) Hyundai Brand Pavilion

* C to USB-A conversion gender is a Hyundai-exclusive product and is not guaranteed to work with other products and other car brands.

*N Performance products are exclusive to vehicles equipped with the N Line Design trim.

*The Design Wheel Package and Large Brake Package are not available on N Line Hybrid vehicles.

myHyundai

Enhanced to provide a connected mobility experience, meet the official Hyundai app, myHyundai.



Download the myhyundai app



Home



- Owned vehicle information
- Driving insights
- Navigation
- Owner's manual

My



- Wallet
- In-Car Payment
- My Car Report
- Car Logbook

Shop



- Hyundai Shop
- Hyundai Brand
- Bluelink Store
- Purchase of the Month Benefits

Services



- Maintenance service appointment
- Roadside assistance
- Driver service
- Car wash

Control



Remote control

- Ignition/climate control, doors and windows control
- Hazard lights control
- Vehicle status notification
- Vehicle inspection notification

Build-in Cam

- Videos of the vehicle's surroundings
- Videos of parked events
- Download videos


Digital Key

- Doors and ignition control
- Hazard lights and panic alarm control
- Share Digital Key accounts

* Services are available only for customers who have purchased a vehicle and subscribed to BlueLink membership.
* Free of charge for 5 years for customers who have subscribed to BlueLink membership for the first time with an additional 5-year Light Service (SOS Emergency Assistance, Airbag Deployment Alert, Monthly Vehicle Health Report, Traffic Information, etc.).
* Some services may be restricted depending on the means of service delivery, such as mobile apps or devices.

Dimensions

* Unit: mm, Images and wheel tread are based on Gasoline 1.6 with 17-inch tires



Specifications

Type	Smartstream Gasoline 1.6	LPi 1.6	Gasoline 1.6 Hybrid
Overall length (mm)	4,710	←	←
Overall width (mm)	1,825	←	←
Overall height (mm)	1,420	←	←
Wheelbase (mm)	2,720	←	←
Tread (front) (mm)	1,593(15") 1,585(16") 1,579(17") 1,566(18")	1,593(15") 1,585(16") 1,579(17")	1,585(16") 1,579(17") 1,566(18")
Tread (rear) (mm)	1,604(15") 1,596(16") 1,590(17") 1,581(18")	1,604(15") 1,596(16") 1,590(17")	1,599(16") 1,593(17") 1,581(18")
Engine type	Smartstream G1.6	LPi 1.6	G1.6 Hybrid
Displacement (cc)	1,598	1,591	1,580
Max. power (PS/rpm)	123/6,300	120/6,000	105/5,700
Max. torque (kgf·m/rpm)	15.7/4,500	15.5/4,500	15.0/4,000
Fuel tank capacity (ℓ)	47	53(at 85% charge)	42
Motor Max. power (kW)	-	-	32
Motor Max. torque (Nm)	-	-	170
System Max. power (PS/rpm)	-	-	141/5,700
Trunk capacity (ℓ, VDA)	474	310	474

Type	Fuel type	Displacement (cc)	Curb weight (kg)	Tire (inch)	Transmission	Grade	CO ₂ Emissions (g/km)	Fuel economy (km/ℓ)		
								Combined	City	Highway
Smartstream Gasoline 1.6	Gasoline	1,598	1,260	15	Smartstream IVT	2	108	15.0	13.4	17.4
	Gasoline	1,598	1,265	16	Smartstream IVT	2	111	14.8	13.3	17.0
	Gasoline	1,598	1,265(C)	16	Smartstream IVT	2	112	14.6	13.1	16.9
	Gasoline	1,598	1,270(C)	17	Smartstream IVT	2	115	14.3	12.9	16.4
	Gasoline	1,598	1,320(C)	18	Smartstream IVT	2	119	13.8	12.4	15.9
LPi 1.6	LPG	1,591	1,260	15	6-speed Automatic	4	124	10.5	9.3	12.4
	LPG	1,591	1,275(C)	16	6-speed Automatic	4	126	10.3	9.1	12.1
	LPG	1,591	1,280(C)	17	6-speed Automatic	4	127	10.2	9.0	12.0
Gasoline 1.6 Hybrid	Gasoline	1,580	1,355	16	6-speed DCT	1	74	21.1	21.4	20.7
	Gasoline	1,580	1355(C)	16	6-speed DCT	1	74	20.9	20.9	20.8
	Gasoline	1,580	1,370	17	6-speed DCT	1	82	19.2	19.5	18.8
	Gasoline	1,580	1370(C)	17	6-speed DCT	1	83	18.9	19.0	18.8
	Gasoline	1,580	1,395(C)	18	6-speed DCT	1	85	18.5	19.0	17.9

* Curb weight (C): The curb weight of the certified fuel economy with the built-in cam applied.

Please follow designated speed limits for maximum fuel efficiency.

-Fuel efficiency above is based on the standard model and may differ from actual fuel efficiency in accordance with road conditions, driving habits, vehicle load, vehicle maintenance and ambient air temperature. -Images in the digital catalog may show optional equipment and may differ from the actual vehicle purchased. -The specifications, colors, and specifications shown in this digital catalog are subject to change to improve the appearance and performance of the vehicle. -The engine performance above is the net value, which has been a legal requirement from the Ministry of Land, Infrastructure and Transport since 1997. It represents a fuel efficiency measuring technique that incorporates emission gas resistance. Net value may be slightly lower than gross value. -Leather seats include some synthetic leather. For key parts of combination seats, natural leather is used. -Vehicle colors in this publication may vary from actual vehicle colors. -Rental cars may operate some specifications differently. Please refer to the price list for that month. -This catalog is based on gasoline 1.6 models, hybrid and LPi models operate some specifications differently. -Hyundai Motor Company sells vehicles only through Car Masters in its branches and agencies while engaging in good trade practices at the same prices for the same products all over the country. -Using oils and fuels of inadequate quality or performance can cause damage to the vehicle. -For details on new technologies and new specifications listed in this catalog, please refer to the Owner's Manual.

AVANTE Hybrid Warranty	
Special Warranty for Hybrid Components	10 years / 200,000km - Drive motor, high-voltage battery, HPCU (Hybrid Power Control Unit)

* The benefits offered through the warranties above may be subject to change.
* Contact a branch or dealership for details.



AVANTE
Digital Catalog
(PC/Tablet)



AVANTE
Digital Catalog
(Mobile)



AVANTE
Homepage



AVANTE Hybrid
Homepage



Hyundai Certified
Secondhand Vehicle
Information on
purchasing
secondhand vehicles



Hyundai Motor Company ranked first in the 2025 National Customer Satisfaction Index (NCSI) across all segments (compact sedans, mid-size, semi-full-size, full-size, compact RVs, large RVs, and EVs).



Hyundai Motor Company ranked first in the 2024 Korean Customer Satisfaction Index (KCSI) across all survey categories (passenger vehicle, RV, compact car, EV).



2024 KS-QEI (Korea Standard-Quality Excellence Index) Ranked 1st in 12 surveyed sectors (passenger vehicle-semi-midsize/midsize/full-size, SUV-compact/semi-midsize/full-size; EV, AS, D/E/F-segment luxury sedan, full-size luxury SUV)



Ranked first place in the automobile warranty service category of the 2024 Korean Standard-Service Quality Index (KS-SQI) for 10 consecutive years

The images used in this brochure are intended to enhance customers' understanding and are focused on high-end models and optional features. The features introduced in this brochure may vary from model to model. Please refer to the monthly price table for more detailed features of each model.