

KONA





The all-new KONA

With the new, future-oriented design and excellence that goes beyond traditional boundaries, KONA brings you a whole new level of experience.

Exterior

The exclusive exterior of KONA is completed with dynamic contours, future-oriented design and refined details in contrast to its sleek look.




Inspiration (Mirage Green)

Horizontal LED lamp (seamless horizon lamp), Full LED headlamps (projection type) & LED turn signal lamps, dark gray bumper/cladding/side molding, 19-inch alloy wheels & tires



Front design (metal paint front garnish, front silver skid plate) integrated spoiler



Dual tone roof, beltline chrome molding



Spoiler-integrated auxiliary brake lamp, horizontal LED tail lamps, LED brake lamps, LED turn signal lamps



Inspiration (Sage Green Color Package)

Panoramic display (12.3-in LCD cluster, 12.3-in navigation), ambient mood lamp, dual full auto air conditioner (auto defog/air purification sensor/air purification mode/after blow included)

Interior

High-tech interior features added to the slim and wide horizontal layout creates a unique atmosphere.



Electronic Shift Column

Open Console Storage Box (removable bulkhead/rotating cup holders)



1st Row Relaxation Comfort Seats

Space

KONA offers a practical and ample space for the driver and passengers.



Inspiration (Sage Green Color Package)

2nd Row Space

The improved wheelbase and overall height of the new platform secure a roomier 2nd row space (headroom/legroom/shoulder room). A smarter space with various convenience features for rear passengers.



Full Folding 2nd Row Seat Backs

The full-flat 2nd row folding seats offer a roomier and private space as well as ample luggage space.



2nd Row 2 Level Latch

The reclining rear seats provide more comfort for adults and long-distance travelers.

Performance

Enjoy a comfortable ride with KONA's stable driving performance.

Smartstream Gasoline 1.6 Turbo

198Max. Engine Power
PS/6,000rpm

27.0Max. Torque
kgf·m/1,600rpm~4,500rpm

13.0Combined Fuel Economy
km/ℓ(based on Smartstream Automatic 8-speed, 2WD, 17-inch tires)

Smartstream Gasoline 2.0

149Max. Engine Power
PS/6,200rpm

18.3Max. Torque
kgf·m/4,500rpm

13.6Combined Fuel Economy
km/ℓ(based on Smartstream IVT, 2WD, 17-inch tires)



3rd generation platform

The 3rd generation platform offers enhanced crash safety and performance of the suspension, and maximized space efficiency.

HTRAC

KONA's electronic AWD provides optimal driving performance through actively distributing driving force to the front and rear wheels according to various driving situations.



Minimized Wind Noise

Double-glazed sound insulation glass (windshield) and side view mirrors with cut-line seals minimize wind noise and improve noise shielding.

Enhanced Road Noise Reduction

Floor-carpet-under-pads reduces the inflow of external noise, and the rear wheel member bushing minimizes inflow of road vibration.

Function

KONA's cutting-edge technology and convenience features that go beyond its vehicle class bring you a whole new level of driving experience.



Digital Key 2 Touch

Controls door locking/unlocking and ignition with iPhone, Apple Watch, and Android smartphones, i.e., Samsung smartphones. Pairs with up to fifteen devices for easy access.

* Visit Hyundai's website for the list of devices compatible with Digital Key 2 Touch.

OTA Software Update

An available latest version of software is updated wirelessly upon user's approval when parking and turning off the ignition.



ccNC: connected car Navigation Cockpit

The panoramic display catches a consolidated graphic theme by integrating the cluster display and navigation, and offers various features such as natural language-based voice recognition, media streaming, and real-time navigation.



Smart Power Tailgate (Away Close Tailgate)

The tailgate opens automatically when the driver approaches the rear of the vehicle with the smart key for easier loading of luggage. The tailgate opening height can be adjusted according to the height of users and loading conditions.

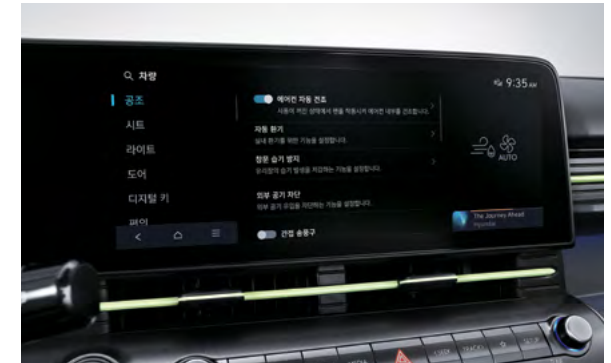


Built-in Cam 2

KONA comes with high-resolution front and rear cameras with excellent day/night image quality. The system also features voice recording, large external memory, OTA functions, and vehicle driving information storage and playback functions (map links, etc.). It also provides parking mode shock detection, transmission of stored video, and built-in cam status information through BlueLink.

Surround View Monitor

For safe parking, a high-definition camera and digital image transmission feature deliver clear images of the surrounding



After Blow

After Blow reduces residual condensation in the AC by ventilating the cabin when the ignition is turned off mitigate the unpleasant odor.

* After Blow requires setting on the infotainment system.



Hybrid

KONA Hybrid delivers high efficiency through an optimized hybrid system including the EV mode for different driving conditions and engine/motor operation control.

Smartstream Gasoline 1.6 Hybrid

141 Max. System Power
PS/5,700rpm

19.8 Combined Fuel Economy
km/ℓ(based on 6-speed DCT, 17-inch tires)



Inspiration (Ecotronic Gray Pearl)

Hybrid-exclusive e-Motion Drive system

e-Dynamic Drive_ Uses the drive motor to effectively control braking, shifting, and torque during sharp cornering to deliver uninterrupted acceleration and cornering stability.

e-Comfort Drive_ Controls the motor to minimize vehicle sway when going over speed bumps for a comfortable and stable ride.

Multi-link Rear Suspension

The suspension delivers a comfortable ride during daily driving and provides stability during sporty, high-speed driving and cornering through improved traction, shock dispersion, and minimized vibration.

Smart Regenerative Braking 2.0

It uses forward traffic flow and navigation information to automatically adjust the amount of regenerative braking to slow down. This minimizes unnecessary braking and accelerating thereby increasing energy efficiency and reducing driving fatigue.



Hybrid Exclusive Features

Hybrid exclusive features including vehicle driving and fuel economy information, energy flow charts, and the ECO driving mode offer a pleasant and smart experience.

Active Air Flaps

The upper and lower active air flaps of the radiator grill reduce unnecessary air inflow to minimize air resistance and improve fuel economy. (Upper: external / lower: built-in)

N Line

Experience the dynamic and stylish driving of the Kona N Line, just like the high-performance of N.



N Line-exclusive Front Bumper

The sporty bumper design of the N Line-exclusive mesh style radiator grill conveys a high-performance vibe.

N Line-exclusive 19-Inch Alloy Wheels / Body Color Cladding

The diamond-cut wheel design exclusive to the stylish N Line accentuates its strong and dynamic image.

N Line-exclusive Wing-type Rear Spoiler

The luxurious, sporty design of the rear spoiler delivers a dynamic image and provides improved aerodynamic performance during high-speed driving.

N Line-exclusive Single Twin Tip Exhaust

The exclusive rear design of the N Line, which lowers the visual center of gravity, creates a more sophisticated sporty look.

N Line-exclusive Authentic Leather/Alcantara Combination Seats

The N logo and Alcantara seats with Alcantara suede provide a differentiated and luxurious vibe.

Hyundai SmartSense

Hyundai Smartsense is an advanced driver assistance system that ensures a safe and convenient driving and parking experience.



Forward Collision-Avoidance Assist

Alerts the driver if the vehicle ahead is slowing down too quickly or if there is the potential for a forward collision with stationary vehicles, pedestrians, cyclists ahead, or approaching vehicles on the road, and activates the brakes in the event of an impending collision. Forward Collision-Avoidance Assist also brakes automatically to avoid an impending collision with vehicles or cyclists ahead on the road or approaching from either side while making a left turn at an intersection.

Highway Driving Assist

Helps maintain a safe distance on the highway from the vehicle in front, steering the vehicle so it remains centered within its lane even on the curved sections of the road at a speed preset by the driver.



Lane Maintenance Assist

Helps with steering to keep the vehicle within the chosen lane.



Navigation-Based Smart Cruise Control

(on safe driving zones and curved sections of the road)

The Smart Cruise Control ensures safe driving by automatically adjusting the vehicle speed according to road conditions on highways.

- Safe driving zones: Reduces vehicle speed automatically when entering
- Exiting safe driving zones: Resumes back to its original speed automatically
- Curved sections: Reduces vehicle speed properly when entering
- Exiting curved sections: Resumes back to its original speed automatically

※ Since the advanced driver assistance system (ADAS) is a function that assists the driver's operation, always drive with caution. ※ The function may not operate smoothly or properly depending on the surrounding environment and driving conditions. In addition, the function may operate with restrictions depending on the regulation related to the certification of the advanced driver assistance system. For details, refer to the owner's manual. ※ The above specifications are applied differently depending on the trim, powertrain, and specifications directly selected by the vehicle purchaser in consideration of price and preference.



Remote Smart Parking Assist

It assists the driver in parking the vehicle by driving and reversing with the smart key from outside the vehicle.



Rear Collision-Avoidance Assist (Forward Parking Assist)

Alerts the driver of the potential for a collision from the rear when the turn signal indicator is switched on for lane changes. The system also helps the driver activate the brakes in the event of an impending rear or side collision when pulling away forward from a parallel parking space.

Rear Cross-Traffic Collision Prevention Assist

Monitors areas to the left and right when the vehicle is in reverse and alerts the driver of any approaching traffic on either side. The brakes activate automatically, if necessary, to avoid an impending collision.

※ Since the advanced driver assistance system (ADAS) is a function that assists the driver's operation, always drive with caution. ※ The function may not operate smoothly or properly depending on the surrounding environment and driving conditions. In addition, the function may operate with restrictions depending on the regulation related to the certification of the advanced driver assistance system. For details, refer to the owner's manual. ※ The above specifications are applied differently depending on the trim, powertrain, and specifications directly selected by the vehicle purchaser in consideration of price and preference.

Modern / H-Pick



17-inch Alloy Wheels



18-inch Alloy Wheels



H-Pick (Atlas White)



LED Daytime Running Lights
LED Headlamps (MFR)



Safety Power Windows (front row seats)
Side View Mirrors
(heated, power folding, power adjustment,
LED turn signal indicators)



2nd-row Air Vents
Roof Rack



Ventilated Front Seats / Heated Front Seats



Rear View Monitor
8way Powered Driver Seat &
2 way Lumbar Support



※ The specifications shown above are based on The all new KONA. Please refer to the monthly price table for more detailed features specific to each model including N Line and Hybrid.
※ Infotainment system screen images may differ after updates. ※ e hi-pass can be used after adding hi-pass.

Premium / Inspiration




18-inch Alloy Wheels



19-inch Alloy Wheels *



Inspiration (Mirage Green)



Dark Gray Bumper/Cladding/Side Molding
Touch Type Outside Door Handles



12.3-inch Navigation (In-car Payment, e hi-pass)
Smartphone Wireless Charging



Full LED Headlamps (projection type)
LED Turn Signal Indicators (front/rear)




Cluster Display (12.3-inch color LCD)
BOSE Premium Sound



Woven Upholstery On Door Panel Inserts and
Passenger Seat Open Tray
Passenger Seat Walk-In Device

※ Features and specifications may vary by trim model and may include options. Please refer to the monthly price table for more detailed features specific to each model.
※ BOSE Premium Sound System (8 speakers): 1 center speaker (1 pc), 2 front tweeter speakers, 2 front door speakers, 2 rear door speakers, 1 woofer speaker and 1 external amplifier ※ * Specifications shown above do not apply to the Hybrid model.

Exterior Colors



Exterior color combinations

Tones	Atlas White (SAW)	Cyber Gray Metallic (C5G)	Ecotronic Gray Pearl (PE2)	Neoteric Yellow (YYY)	Mirage Green (RRR)	Ultimate Red Metallic (R2P)	Abyss Black Pearl (A2B)
Monotone Color	●	●	●	●	●	●	●
Abyss Black Pearl (A2B) Dual Tone Color	●	●	●	●	●	●	-




※ Two tone roof is not available with Abyss Black Pearl exterior

※ Vehicle colors in this publication may vary from actual vehicle colors.

※ Two tone color package: roof / outside mirrors / spoiler


Interior Colors




Black Monotone




Gray Dual Tone



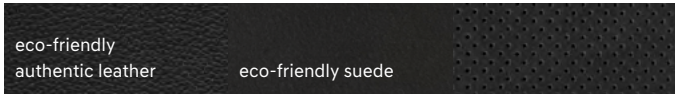
N Line-exclusive Black Monotone (with red accent)



Sage Green Color Package (with lime accent)



Beige Color Package (with black accent)



Eco Package (dark gray monotone)

※ Interior color package (sage green and beige): Center trim on doors, woven fabric wrapping on passenger seat open tray, punching and color accents on front seats, color accents on air vent knobs and garnish, key colors and color accents on steering wheels(Note that the Beige Color Package includes black headlining but does not include the steering wheel color accent.) ※ Eco Package: Mesh headrests (1st row), eco-friendly suede/eco-friendly authentic leather combination seats, recycled PET yarn headlining, recycled PET yarn floor mats, BIO paint horn covers.
※ Infotainment system screen images may differ after updates.

Customizing

H Genuine Accessories offers a wide range of convenience and leisure products to meet the needs and lifestyles of drivers who wish to customize their vehicles, and N Performance offers high-performance parts and products that combine Hyundai's technology and know-how with N DNA.

H Genuine Accessories

Aftermarket



Multi curtain (front/rear/1st row/2nd row)



Sun Visor Sunglasses Case



MicroSD card for Built-In Cam 2 (128GB)



USB Type C to USB Type A adapters



Picnic Mat & Cooler Bag



Lightweight Camping Chair



Camping Trunk

※ Some customized products may not be applicable depending on trims or options applied. For detailed specifications, please refer to the price list for the relevant month.
 ※ C to USB-A conversion gender is a Hyundai-exclusive product and is not guaranteed to work with other products and other car brands.
 ※ Aftermarket products are available at Shop.Hyundai.com, and you may order and receive products (simple products) or have them installed.

N Performance

Alcantara Interior Package



Alcantara Steering Wheel



Alcantara Armrest

※ Alcantara Interior Package is available on N Line only.

myHyundai

Enhanced to provide a connected mobility experience, meet the official Hyundai app, myHyundai.



Download the myhyundai app



Home



- Owned vehicle information
- Driving insights
- Navigation
- Owner's manual

My



- Wallet
- In-Car Payment
- My Car Report
- Car Logbook

Shop



- Hyundai Shop
- Hyundai Brand
- Bluelink Store
- Purchase of the Month Benefits

Services



- Maintenance service appointment
- Roadside assistance
- Driver service
- Car wash

Control



Remote control

- Ignition/climate control, doors and windows control
- Hazard lights control
- Vehicle status notification
- Vehicle inspection notification

Build-in Cam

- Videos of the vehicle's surroundings
- Videos of parked events
- Download videos


Digital Key

- Doors and ignition control
- Hazard lights and panic alarm control
- Share Digital Key accounts

* Services are available only for customers who have purchased a vehicle and subscribed to BlueLink membership.
* Free of charge for 5 years for customers who have subscribed to BlueLink membership for the first time with an additional 5-year Light Service (SOS Emergency Assistance, Airbag Deployment Alert, Monthly Vehicle Health Report, Traffic Information, etc.).
* Remote Start and Climate Control are available only with Proximity key with push-button start and automatic air conditioning.
* Some services may be restricted depending on the means of service delivery, such as mobile apps or devices.

Dimensions

* Unit: mm, Images and wheel tread are based on Smartstream Gasoline 1.6 Turbo/Gasoline 2.0 with 19 inch tires
* N Line's overall length is 4,385mm



Specifications

** : with roof rack

Type	Smartstream Gasoline 1.6 Turbo	Smartstream Gasoline 2.0	Smartstream Gasoline 1.6 Hybrid
Overall length (mm)	4,350 / 4,385 (N Line)	4,350	4,350 / 4,385 (N Line)
Overall width (mm)	1,825	←	←
Overall height (mm)	1,580 (1,585**, 17"/18") / 1,590 (19")	←	1,580 (1,585**, 17"/18")
Wheelbase (mm)	2,660	←	←
Tread (front) (mm)	1,591 (17"/18") / 1,589 (19")	←	1,591 (17"/18")
Tread (rear) (mm)	1,600 (17"/18") / 1,598 (19")	←	1,600 (17"/18")
Engine type	Smartstream G1.6T	Smartstream G2.0	Smartstream 1.6 GDi 하이브리드
Displacement (cc)	1,598	1,999	1,580
Maximum power (PS/rpm)	198 / 6,000	149 / 6,200	105 / 5,700
Maximum torque (kg-m/rpm)	27.0 / 1,600 – 4,500	18.3 / 4,500	14.7 / 4,000
Fuel tank capacity (ℓ)	47	←	38
Motor type	-	-	Permanent Magnet synchronous Motor
Motor maximum power (kW)	-	-	32
Motor maximum torque (Nm)	-	-	170
System maximum power (PS/rpm)	-	-	141 / 5,700

Type	Displacement (cc)	Curb weight (kg)	Tire (inches)	Transmission	Grade	CO ₂ Emissions (g/km)	Fuel economy (km/ℓ)		
Smartstream Gasoline 1.6 Turbo 2WD	1,598	1,405	17	Smartstream 8-speed Automatic	3	128	13.0	11.5	15.5
		1,420	18			137	12.2	10.8	14.3
		1,455	19						
Smartstream Gasoline 1.6 Turbo 4WD	1,598	1,495	18	Smartstream 8-speed Automatic	4	150	11.2	10.0	13.1
		1,530	19						
Smartstream Gasoline 2.0 2WD	1,999	1,360	17	8-speed Automatic Smartstream IVT	3	121	13.6	12.6	15.0
		1,375	18			127	13.0	11.8	14.7
		1,410	19						
Smartstream Gasoline 1.6 Hybrid	1,580	1,435	17	6-speed DCT	1	79	19.8	20.8	18.6
		1,435(C)	18			83	18.9	19.4	18.2
		1,450	18			87	18.1	18.6	17.5

※ Curb weight (C): Curb weight of certified fuel economy with specifications of the supplement battery included in the Built-in Cam.

Maintain a constant speed to drive more efficiently.
-The above fuel economy was calculated based on standard driving conditions. Actual fuel efficiency may vary depending on road conditions, driving styles, cargo weight, maintenance conditions, and outside temperatures. -Some of the photographed vehicles in this brochure depict optional features for illustrative purposes and may differ from the actual vehicles. -The features, colors, and specifications stated in this brochure are subject to change based on improvements in the vehicle's exterior or performance. -The above engine performance data is based on the net value, which is a legal requirement applied by the Ministry of Land, Infrastructure and Transport from 1997 onwards. To produce the data, an advanced measurement method that takes into account the resistance of vehicle emissions was used. This method may generate results slightly lower than those generated by existing methods based on the gross value. -The leather upholstery partially consists of synthetic leather. -The vehicle colors printed in this brochure may differ from the actual colors. -Hyundai Motor vehicles are sold at prices uniformly applied for the same products everywhere across the country to promote fair business practices. -Use of engine oil or fuel that is of low quality may result in damage to the vehicle. -Please refer to the owner's manual for details about new technologies and features stated in this brochure.

Images in this brochure are intended to enhance customer understanding and focus on high-end models and optional features. The features introduced herein may vary by trim model, package, powertrain, and exterior color. Please refer to the monthly price table for more detailed features specific to each model.



KONA
Digital Catalog
(PC/Tablet)



KONA
Digital Catalog
(Mobile)



KONA
Homepage



KONA Hybrid
Homepage



Hyundai Certified
Secondhand Vehicle
Information on
purchasing
secondhand vehicles



Hyundai Motor Company ranked first in the 2025 National Customer Satisfaction Index (NCSI) across all segments (compact sedans, mid-size, semi-full-size, full-size, compact RVs, large RVs, and EVs).



Hyundai Motor Company ranked first in the 2024 Korean Customer Satisfaction Index (KCSI) across all survey categories (passenger vehicle, RV, compact car, EV).



2024 KS-QEI (Korea Standard-Quality Excellence Index) Ranked 1st in 12 surveyed sectors (passenger vehicle-semi-midsized/midsized/full-size, SUV-compact/semi-midsized/full-size: EV, AS, D/E/F-segment luxury sedan, full-size luxury SUV)



Ranked first place in the automobile warranty service category of the 2024 Korean Standard-Service Quality Index (KS-SQI) for 10 consecutive years

The images used in this brochure are intended to enhance customers' understanding and are focused on high-end models and optional features. The features introduced in this brochure may vary from model to model. Please refer to the monthly price table for more detailed features of each model.