

SONATA





Inspiration (Aero Silver Matte)

SONATA The Edge

A blend of strength of heritage, pioneering design, and cutting-edge technology A new take on the familiar



SONATA
Digital Catalogue
(PC/Tablet)



SONATA
Digital Catalogue
(Mobile)

* Scan the QR code to explore the SONATA.

Exterior

The SONATA's Seamless Horizon Lamp (horizontal lamp) adds a futuristic touch to the vehicle's bold style.



Inspiration (Aero Silver Matte)



More on Exterior



LED rear combination lamps
18-inch alloy wheels & Pirelli tires



Seamless Horizon Lamp, Full LED headlamps (projection type)

Interior

The hi-tech panoramic curved display and simple interior design take passengers to even greater heights of satisfaction.



Gasoline 2.0 Inspiration (Greige)

* The screen layout/design of the infotainment system may change with the updates.



Hyundai's next-generation infotainment system (ccNC: connected car Navigation Cockpit)

The panoramic curved display's cluster, navigation tool, and head-up display all feature the same graphic theme, giving them a streamlined look. Functions include natural language-based voice recognition, media streaming, and real-time road navigation.

* The screen layout/design of the infotainment system may change with the updates.



More on Interior



Column-Type Shift By Wire

The SONATA is intuitively controlled through a Column-Type Shift by Wire system, enabling smooth shifting.



Dual-zone full automatic air conditioning (with fine dust sensor, air cleaning mode, auto defog system, and after-blow function)

The touch-operated, wide-screen air conditioning controller allows touch control of seat heating/ventilation and steering wheel heating.

Function

Control your vehicle with even greater ease through the latest features.



In-car fingerprint authentication system (startup/payment)

Through fingerprint recognition, you can start your vehicle or use In-car Payment.

Digital key 2

The vehicle can be locked or unlocked or the ignition turned on via iPhone, Apple Watch, or Android smartphone (such as a Samsung phone). The digital key can be shared with up to 15 devices.

* Please refer to Hyundai Motor's website for a list of eligible models.



Smart power trunk

If the driver stands near the rear of the vehicle for three seconds with the smart key in his or her possession, the trunk will open automatically, requiring no other action and enabling the driver to remove items from the vehicle easily and conveniently.



Remote Smart Parking Assist

This function lets the driver enter and leave a parking space from outside of the car. While outside the vehicle, the driver can use the smart key to move the vehicle forward or backward.



Surround View Monitor


This function displays real-time video footage of the vehicle's immediate surroundings to ensure safe parking.

Blind-spot View Monitor

Engaging the turn signal in either direction shows the driver video footage of what's next to and behind the car in the instrument cluster.

* The screen layout/design of the infotainment system may change with the updates.

Cutting-edge technologies provide an advanced mobility experience that has been designed to satisfy practical needs.



Motorized rear seat curtain

The curtain that blocks sunlight from filtering in through the rear window can be controlled with a single button. When the vehicle is put in reverse, the curtain automatically lowers to give the driver a clear view.

Active air purification system

The air purification mode is automatically activated to improve air quality inside the vehicle by filtering out fine dust and dehumidifying the indoor air.



Passenger relaxation comfort seats

This easy-to-use, one-touch function allows the passenger in the front to put the seat in the most comfortable position possible for them.



In-car Payment/e hi-pass

By linking the vehicle to In-car Payment, the driver can apply for/manage the e hi-pass and pay toll fees even without a physical credit card.



BOSE premium sound (12 speakers, external amp)

Enjoy the rich quality offered by a premium BOSE sound system, which is installed with 12 cutting-edge speakers.

* e hi-pass can be used after adding hi-pass. * The screen layout/design of the infotainment system may change with the updates.



More on Function



Built-in cam 2

Exclusive, high-resolution, front and rear-view cameras offer sharp video at any time of day along with audio recording, large-capacity external storage, OTA provisioning, and saving/playback of driving data (including map link). Bluelink enables the transmission of shock sensor-activated videos (taken while parking) and provides information on the status of the built-in camera.



Augmented reality navigation

The driver's screen intuitively displays vital information (e.g. destination, vehicle-to-vehicle distance, front vehicle start alarm) through AR technologies.

Performance

Take leisurely drives, made possible by the vehicle's fortified stability and safety features.



Smartstream Gasoline 1.6 Turbo engine

180	Max. Power PS/5,500rpm	27.0	Max. Torque kgf-m/1,500~4,500rpm
13.5	Combined fuel economy km/ℓ (8-speed A/T/17-inch, without built-in cam)		

Smartstream Gasoline 2.0 engine

160	Max. Power PS/6,500rpm	20.0	Max. Torque kgf-m/4,800rpm
12.6	Combined fuel economy km/ℓ (6-speed A/T/17-inch, without built-in cam)		

Smartstream LPG 2.0 engine

146	Max. Power PS/6,000rpm	19.5	Max. Torque kgf-m/4,200rpm
9.7	Combined fuel economy km/ℓ (6-speed A/T/17-inch)		

Smartstream Gasoline 2.0 Hybrid engine / Electric motor

152	Max. Engine Power PS/6,000rpm	19.2	Max. Engine Torque kgf-m/5,000rpm
38.6	Max. Motor Power kW	205	Max. Motor Torque Nm
19.4	Combined fuel economy km/ℓ (6-speed A/T/16-inch, without built-in cam)		

Smartstream Gasoline 2.5 Turbo engine

290	Max. Power PS/5,800rpm	43.0	Max. Torque kgf-m/1,650~4,000rpm
11.1	Combined fuel economy km/ℓ (8-speed wet DCT/19-inch)		

Hyundai SmartSense

Hyundai SmartSense keeps the driver and passengers safe and protected.



Forward Collision-avoidance Assist 1.5

This function, after scanning the vehicle's immediate surroundings, issues warnings of collision risk. If, after a warning is issued, the vehicle in front suddenly slows down or the risk of (front) collision with a car, motorcycle, pedestrian, or bicycle increases, automatic control is activated. Automatic control is also activated when there is an increased risk of collision from a vehicle approaching from the front while making a left turn at an intersection (with turn signal) or from a motorcycle or car driving in front and in the same lane.

* Since the advanced driver assistance system (ADAS) is a function that assists the driver's operation, always drive with caution.

* The function may not operate smoothly or properly depending on the surrounding environment and driving conditions.

In addition, the function may operate with restrictions depending on the regulation related to the certification of the advanced driver assistance system. For details, refer to the owner's manual.

* The above specifications are applied differently depending on the trim, powertrain, and specifications directly selected by the vehicle purchaser in consideration of price and preference.



Blind-spot Collision-avoidance Assist

A warning is issued if risk of collision with the vehicle next to or behind you is detected while changing lanes. If, while attempting a forward exit (from a parallel-parked position), risk of collision with the vehicle next to or behind you is detected, the automatic vehicle control function is activated.

Safe Exit Warning

If a vehicle approaching from the back is detected after the car is parked and the passengers are opening doors to get out, a warning is issued.



More on
Hyundai SmartSense



Navigation-based Smart Cruise Control (safety speed zone/curve control)

This system helps the driver maintain a safe speed based on road conditions when driving on a highway or a regular road. It automatically reduces the car's speed just before it enters a reduced-speed zone. After leaving the reduced-speed zone, the vehicle is brought back to its designated speed.

* Since the advanced driver assistance system (ADAS) is a function that assists the driver's operation, always drive with caution.

* The function may not operate smoothly or properly depending on the surrounding environment and driving conditions.

In addition, the function may operate with restrictions depending on the regulation related to the certification of the advanced driver assistance system. For details, refer to the owner's manual.

* The above specifications are applied differently depending on the trim, powertrain, and specifications directly selected by the vehicle purchaser in consideration of price and preference.



Lane Following Assist

This system keeps the car in the center of the lane.

Rear Cross-traffic Collision-avoidance Assist

If a collision risk is detected from the right or left while driving in reverse, the driver is issued a collision warning. If the collision risk increases after the warning, the brakes are activated automatically.

Hybrid

Improved performance functions enhance the hybrid nature of the driving experience.



12V battery reset button (Hybrid only)

A high-voltage, integrated battery system not only stores and supplies electricity but also protects the vehicle via battery system monitoring during torque assist while driving or when the battery has died due to prolonged disuse.

Paddle shift (regenerative control)

Regenerative braking is level-adjustable, allowing driving performance that matches the driver's style and/or preferences.



Hybrid-exclusive contents

The SONATA offers several types of exclusive information, including the vehicle's status while driving, fuel efficiency, energy flow, and ECO driving status, to maximize the driving experience.

Ride comfort technologies (e-Comfort Drive)



- **e-Ride Gen2**

When driving over a speed bump or accelerating, the torque of the motor is controlled to minimize shaking.

Driving performance-enhancing technologies (e-Dynamic Drive)



- **e-Handling**

When entering or leaving a lane on a curved section of road, the vehicle's center of gravity shifts with the torque of the motor to improve steering responsiveness and safety while turning.

- **e-EHA (Electrically-Evasive Handling Assist)**

This function enables timely avoidance of a pending collision and also ensures vehicle stability after the collision has been avoided.

- **e-Traction**

The SONATA offers improved manageability and ride comfort during sudden acceleration or cornering.

- **e-DTVC (Electrically Assisted Dynamic Torque Vectoring Control)**

This function offers improved steering linearity by utilizing torque vectoring technology to control driving force.

N Line


Experience the dynamism of style that is exclusive to the N Line.



N Line-exclusive design



19-inch alloy wheels & Pirelli tires, N wheel cap
Side seal molding





Black two-tone outside door handles
Rear spoiler



Dual twin tip muffler (2.5T)
Dual twin tip muffler garnish (1.6T)

Premium



16-inch alloy wheels
(LPG rental car only)



16-inch alloy wheels
(Hybrid only)



17-inch alloy wheels
(Hybrid only)



17-inch alloy wheels



18-inch alloy wheels



19-inch alloy wheels
(N Line only)



Premium (Serenity White Pearl)



Seamless Horizon Lamp,
Full LED headlamps (MFR type)
Leather-upholstered steering wheel
(with heating)



Fender LED turn signals
4.2-inch color LCD cluster



LED rear combination lamps
12.3-inch display



Power windows with pinch protection
(all seats)
Manual air conditioning (including after-blow)



Double-glazed soundproof glass
(windshield, 1st-row doors)
Type-C USB charger
(2 in 1st-row, 2 in 2nd-row)



Exclusive

Inspiration



More on Features



Exclusive (Nocturne Gray Metallic)



Inspiration (Aero Silver Matte)



Smart power trunk
Dual-zone full automatic air conditioning
(with fine dust sensor, air cleaning mode,
auto defog system, and after-blow function)

Panoramic curved display/
12.3-inch color LCD cluster
Power-adjustable front passenger's seat
(4-way, relaxation comfort seat, and
walk-in device)

Seamless Horizon Lamp,
Full LED headlamps (projection type)
Head-Up Display


Solar glass (windshield)
Heated 2nd-row seats

Touch type outside door handles
2nd-row manual door curtain

* The specifications in this brochure may vary by model and options included. For detailed specifications, please refer to the price list for the relevant month.

Colors

Exterior colors




Interior colors




* Because the above colors are printed on paper, they may look different from the color applied to the vehicle. * Ultimate Red Metallic cannot be applied to Navy interior.




More on Colors



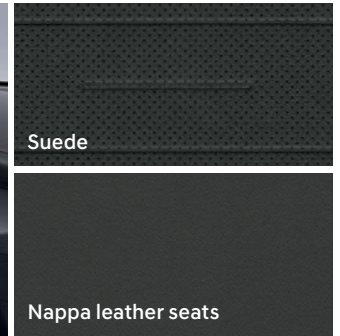
Camel Nappa leather seats



Greige Nappa leather seats



Navy Nappa leather seats



Dark Gray (with red stitching / N Line only) Suede + Nappa leather seats

Seat combination chart

Trim	Color	Synthetic leather seats	Natural leather seats		Suede + Nappa leather seats	Nappa leather seats		
		Black one tone	Black one tone	Navy	Dark Gray	Camel	Greige	Navy
Premium		●	-	-	-	-	-	-
Exclusive		-	●	●	-	-	-	-
Inspiration		-	●	●	-	●	●	●
N Line		-	-	-	●	-	-	-


* The above color chart is based on the Gasoline, Hybrid, N Line, and LPG (General sale) models. Trim names may vary for rented or disability service vehicles. For further information on specifications, please refer to the pricing chart for the respective month.

H Genuine Accessories

H Genuine Accessories supports the needs and lifestyles of customers who seek new levels of customization with a wide range of convenient functions and leisure products.

New car options

LED Lighting plus package



Luggage mat
Sun visor lamp



Door spot lamp
Luggage lamp

Aftermarket-exclusive products



Sun visor sunglasses case
USB-C to USB-A adapter



Sun visor sunglasses case
USB-C to USB-A adapter

* Aftermarket dealer of H Genuine Accessories goods: Hyundai Shop (Shop.Hyundai.com) Hyundai Brand Hall

* The available trim may vary depending on the H Genuine Accessories package. For detailed specifications, please refer to the price list for the relevant month.

* The USB-C to USB-A adapter was designed to be used exclusively with Hyundai Motor devices. Hyundai Motor does not assume any responsibility in the event of malfunction if used with other devices and/or automobile brands.



Enjoy the appearance and function of N Performance parts, each of which has been applied with Hyundai Motor's peerless motorsports technologies.

Monoblock brake & 19-inch lightweight wheels package * Available for purchase separately only wheels



Monoblock 4-pad caliper & Hybrid disc & Low steel pad




19-inch black lightweight wheels



Real carbon
wheel cap

N Performance suspension



Monotube shock absorbers
Red lowering spring

* The SONATA N Line 2.5T is equipped with a monotube rear shock absorber. Adding the N Performance suspension gives the vehicle a sporty edge and enhances the driving experience.

(The SONATA N Line 1.6T model is not equipped with the monotube rear shock absorber.) * The above-listed N Performance parts can be applied only to the SONATA N Line. (N Performance suspension only applicable to N Line 2.5T vehicles)

* The availability of the items shown above depends on the trim level and the options selected. For further information on specifications, please refer to the price chart for the respective month.

myHyundai

Enhanced to provide a connected mobility experience, meet the official Hyundai app, myHyundai.



Download the
myhyundai app



Home



- Owned vehicle information
- Driving insights
- Navigation
- Owner's manual

My



- Wallet
- In-Car Payment
- My Car Report
- Car Logbook

Shop



- Hyundai Shop
- Hyundai Brand
- Bluelink Store
- Purchase of the Month Benefits

Services



- Maintenance service appointment
- Roadside assistance
- Driver service
- Car wash

Control



Remote control

- Ignition/climate control, doors and windows control
- Hazard lights control
- Vehicle status notification
- Vehicle inspection notification

Build-in Cam

- Videos of the vehicle's surroundings
- Videos of parked events
- Download videos

Digital Key

- Doors and ignition control
- Hazard lights and panic alarm control
- Share Digital Key accounts

- * Services are available only for customers who have purchased a vehicle and subscribed to BlueLink membership.
- * Free of charge for 5 years for customers who have subscribed to BlueLink membership for the first time with an additional 5-year Light Service (SOS Emergency Assistance, Airbag Deployment Alert, Traffic Information, etc.).
- * Remote start and remote climate control are provided only with push button start & smart key and/or automatic air conditioning.
- * Some services may be restricted depending on the means of service delivery, such as mobile apps or devices.

*Inquiries: Hyundai Motor Customer Service Center 080-600-6000

Dimensions



Unit: mm, Wheel tread measurement made using 235/45R18 tires
() is based on Hybrid 215/55R17 tires

Specifications

Classification	Smartstream Gasoline 2.0	Smartstream Gasoline 1.6 Turbo	Smartstream LPG 2.0	Smartstream Gasoline 2.0 Hybrid	Smartstream Gasoline 2.5 Turbo
Overall Length (mm)	4,910	←	←	←	←
Overall Width (mm)	1,860	←	←	←	←
Overall Height (mm)	1,445	←	←	←	←
Wheel Base (mm)	2,840	←	←	←	←
Wheel Tread, Front (mm)	1,623(17") 1,618(18")	1,623(17") 1,610(19")	1,633(16") 1,623(17") 1,618(18")	1,633(16") 1,623(17") 1,618(18")	1,610(19")
Wheel Tread, Rear (mm)	1,630(17") 1,625(18")	1,630(17") 1,625(18") 1,617(19")	1,640(16") 1,630(17") 1,625(18")	1,640(16") 1,630(17") 1,625(18")	1,617(19")
Engine Type	Smartstream G2.0	Smartstream G1.6 T-GDi	Smartstream L2.0	Smartstream G2.0 GDi HEV	Smartstream G2.5 T-GDi
Displacement (cc)	1,999	1,598	1,999	1,999	2,497
Max.Power (PS/rpm)	160 / 6,500	180 / 5,500	146 / 6,000	152 / 6,000	290 / 5,800
Max.Torque (kgf-m/rpm)	20.0 / 4,800	27.0 / 1,500-4,500	19.5 / 4,200	19.2 / 5,000	43.0 / 1,650-4,000
Fuel Tank (ℓ)	60	←	64 (when filled to 80% total capacity)	50	60
Max.Motor Power (kW)	-	-	-	38.6	-
Max.Motor Torque (Nm)	-	-	-	205	-
Max.System Output (PS/rpm)	-	-	-	195 / 6,000	-
Trunk Volume (ℓ, VDA)	480	←	360	480	←

Maintain a constant speed to drive more efficiently.

-The fuel economy described above is based on the standard model and may differ during actual driving depending on road conditions, driving technique, cargo load, vehicle maintenance, and outdoor temperature. -Some of the images presented here include optional specifications, so their appearance may differ from the car you purchase. -The specifications, colors, and sources presented here may be modified to improve vehicle exterior and performance. -The engine performance described above is the "Net Number," a new measure reflecting exhaust resistance that complies with legislation enforced by Korea's Ministry of Land and Transport since 1997. It can be marginally lower than "Gross Output Number," the previous measurement. -Nappa leather/leather seats include some synthetic leather. -Vehicle colors presented here may differ from actual appearance. -A high-performance brake that has been applied with a low steel pad may create noise (due to the nature of the performance functions). This is a normal phenomenon. -Some specifications may vary for rented/handicap vehicles and regular vehicles. -All of the measurements in this brochure apply to the Gasoline/Hybrid/N Line models. Therefore, the specifications and the features of the LPG models might differ. -Hyundai Motor Company is committed to fair trade practices, with the same price and quality of vehicles nationwide.

-Use of engine oil or fuel that is of low quality may result in damage to the vehicle. -For more information about the new technologies and specifications described in this brochure, please refer to a user's manual.

Classification	Displacement (cc)	Curb weight (kg)	Tire (inch)	Fuel efficiency reported to the government (km/ℓ)				
				Combined	City	Highway	CO ₂ emissions (g/km)	Grade
Smartstream Gasoline 2.0 (6-speed A/T) + Built-in cam	1,999	1,475	17	12.3	10.9	14.5	135	3
Smartstream Gasoline 2.0 (6-speed A/T)	1,999	1,475	17	12.6	11.2	14.8	132	3
	↑	1,495	18	12.0	10.7	14.1	139	↑
Smartstream Gasoline 1.6 Turbo (8-speed A/T) + Built-in cam	1,598	1,490	17	13.2	11.6	15.7	126	3
	1,598	1,490	17	13.5	11.9	15.9	123	3
Smartstream Gasoline 1.6 Turbo (8-speed A/T)	↑	1,510	18	13.0	11.4	15.5	128	↑
	↑	1,540	19	12.0	10.4	14.9	138	↑
Smartstream LPG 2.0 (6-speed A/T)	1,999	1,480	16	9.6	8.3	11.7	136	4
	↑	1,490	17	9.7	8.4	12.0	134	↑
	↑	1,505	18	9.4	8.2	11.5	138	↑
Smartstream Gasoline 2.0 Hybrid (6-speed A/T) + Built-in cam	1,999	1,550	16	18.8	18.7	18.8	84	1
Smartstream Gasoline 2.0 Hybrid (6-speed A/T)	1,999	1,550	16	19.4	19.8	18.9	81	1
	↑	1,570	17	17.8	18.0	17.6	89	↑
	↑	1,585	18	17.1	16.8	17.4	93	↑
Smartstream Gasoline 2.5 Turbo (8-speed wet DCT)	2,497	1,610	19	11.1	9.4	14.1	152	4

※ Trims not indicated as having a built-in cam installed would have the same fuel efficiency even if a built-in cam were installed.

SONATA Hybrid Warranties	
Warranty for Hybrid parts	10-year/200,000-kilometer warranty - Electric motor, Hybrid high-voltage battery HPCU (Hybrid Power Control Unit)

※ The benefits offered through the warranties above may be subject to change.
※ Contact a branch or dealership for details.



SONATA
Digital Catalogue
(PC/Tablet)



SONATA
Digital Catalogue
(Mobile)



SONATA
Homepage



**Hyundai Certified
Secondhand Vehicle
Information on purchasing
secondhand cars**



Hyundai Motor Company ranked first in the 2025 National Customer Satisfaction Index (NCSI) across all segments (compact sedans, midsize, semi-full-size, full-size, compact RVs, large RVs, and EVs).



Hyundai Motor Company ranked first in the 2024 Korean Customer Satisfaction Index (KCSI) across all survey categories (passenger vehicle, RV, compact car, EV).



2024 KS-QEI
(Korea Standard-Quality Excellence Index)
Ranked first in 12 categories
(sedan: semi-midsize and mid- and full-size;
SUV: compact, semi-midsize, and full-size; D, E,
and F-segment luxury sedan; full-size SUV, EV, AS).



Ranked first place in the automobile warranty service category of the 2024 Korean Standard-Service Quality Index (KS-SQI) for 10 consecutive years

The images used in this brochure are intended to enhance customers' understanding and are focused on high-end models and optional features. The features introduced in this brochure may vary from model to model. Please refer to the monthly price table for more detailed features of each model.