

TUCSON






Inspiration(Pine Green Matte)

The new TUCSON

An elegant lifestyle and dynamic driving experience through automobile perfection.



TUCSON
Digital Catalogue
(PC/Tablet)



TUCSON
Digital Catalogue
(Mobile)

* Scan the QR code to explore the TUCSON.

Exterior

The rugged design and sporty character lines visualize your love of dynamic style.



Inspiration(Pine Green Matte)

Dark chrome radiator grille, Glossy black B/C pillar, and Outside mirror chrome garnish



Exterior
Take a closer look



Inspiration(Pine Green Matte)

Rear design(LED rear combination lamps)



Full LED headlamps
(projection type, hidden lighting DRL/intelligent front lighting)
19-inch alloy wheels & Michelin tires

Interior

The horizontal layout is hi-tech while creating a sleek appearance.



* The screen layout/design of the infotainment system may change with the updates.



Interior
Take a closer look



Column-Type Shift By Wire
Floating console



Panoramic curved display

Space

The generous amount of indoor space provides versatility and the ability to accommodate diverse situations.



Quilted natural leather seats, Power-adjustable driver's seat(8-way, Integrated Memory System), and Power-adjustable front passenger's seat(8-way, walk-in device)



2nd row 60/40-split folding seats

2nd row fold-and-dive * Not available with gasoline 1.6 turbo hybrid.



Performance

The TUCSON is available in multiple powertrains that blend engine power with fuel efficiency, including hybrid, gasoline, and diesel engines.



Performance
Take a closer look



Inspiration(Pine Green Matte)

Smartstream Gasoline 1.6 Turbo engine

180 Max.Engine Power
PS/5,500rpm
27.0 Max.Engine Torque
kgf-m/1,500~4,500rpm
12.5 Combined fuel economy
km/ℓ(7-speed DCT/2WD/17-inch)

Smartstream Diesel 2.0 engine

184 Max.Engine Power
PS/4,000rpm
42.5 Max.Engine Torque
kgf-m/2,000~2,750rpm
14.3 Combined fuel economy
km/ℓ(8-speed A/T/2WD/17-inch)

Smartstream Gasoline 1.6 Turbo Hybrid engine / Electric motor

180 Max.Engine Power
PS/5,500rpm
27.0 Max.Engine Torque
kgf-m/1,500~4,500rpm
16.2 Combined fuel economy
km/ℓ(6-speed A/T//2WD/17-inch, without built-in cam)

47.7 Max.Motor Power
kW
264 Max.Motor Torque
Nm

Multi Terrain Control

Offers four-wheel drive and integrated control of the engine, transmission, and brakes to ensure optimum performance regardless of the terrain.

* Not available with gasoline 1.6 turbo.

Function

New, cutting-edge technologies and a slew of user-friendly features enable a smart driving experience.



OTA Software Update

If the vehicle is not equipped with the latest software version, once the ignition is turned off, a wireless software update will begin, with the driver's consent.



Digital key 2

The vehicle can be locked or unlocked or the ignition turned on via iPhone, Apple Watch, or Android smartphone(such as a Samsung phone). The digital key can be shared with up to 15 devices.

*Please refer to Hyundai Motor's website for a list of eligible models.



Indoor fingerprint authentication system(personalization, startup, payment)

This system conducts the authentication process(es) necessary to make a smart payment or deactivate valet mode. The vehicle can be started or driven via fingerprint recognition even if you do not have your smart key with you.

Built-in cam 2

Exclusive, high-resolution, front and rear-view cameras offer sharp video at any time of day along with audio recording, large-capacity external storage, OTA provisioning, and saving/playback of driving data(including map link). BlueLink enables the transmission of shock sensor-activated videos(taken while parking) and provides information on the status of the built-in camera.

* The screen layout/design of the infotainment system may change with the updates.




Function
Take a closer look



Head-Up Display

The dashboard and important navigation-related information are displayed on the full-panel glass screen to keep the driver informed without forcing them to take their eyes off the road.



Intelligent Front-Lighting System(IFS)

This system provides an omni-directional front view and increases safety during nighttime driving by maintaining headlight function without creating glare for the car approaching from ahead.



Remote Smart Parking Assist

While outside the vehicle, the driver can use the smart key to move the vehicle forward or backward.

* Not available with gasoline 1.6 turbo.



Smart power tailgate

If the driver stands close to the rear of the vehicle with the smart key on their person, the tailgate will open automatically, after a short period of time, making it easier to load and unload luggage. The extent to which the tailgate opens may be adjusted according to the driver's height or unloading environment.

N Line

A sporty, dynamic design gives the N Line its unparalleled style.



N Line
Take a closer look



N Line-exclusive radiator grille(including exclusive emblem) / Front bumper & skid plate

The N Line-exclusive radiator grille and bumper design convey an image of high performance.

N Line-exclusive rear spoiler

With its sporty design, the rear spoiler makes the vehicle more aerodynamic during high-speed driving.

N Line-exclusive 19-inch alloy wheels / Body-colored cladding

The N Line-exclusive diamond-cut wheel design presents a strong, stylish image.

N Line-exclusive rear bumper & skid plate / Single twin tip muffler

The N Line-exclusive rear design makes the TUCSON look elegantly sporty.

N Line-exclusive seats(including exclusive emblem) / Red stitching

The suede-applied leather seats and red stitching found throughout the vehicle create a unique aesthetic.

Hybrid



Hybrid
Take a closer look

Experience even better driving performance and a pleasant ride through e-Motion Drive.

Smartstream Gasoline 1.6 Turbo Hybrid **235** Max.System Output PS(Gasoline engine : 180PS, Electric motor : 47.7kW) **37.4** Max.System Torque kgf-m(Gasoline engine : 27.0kgf-m, Electric motor : 264Nm) **16.2** Combined fuel economy km/ℓ((6-speed A/T/2WD/17-inch, without built-in cam)



Hybrid-exclusive e-Motion Drive system(e-Dynamic Drive)

In the event of rapid acceleration or a sudden turn, the motor effectively controls the brake, transmission, and/or driving torque, improving the traction and mobility through seamless acceleration and smooth cornering.

Hybrid-exclusive e-Motion Drive system(e-Comfort Drive)

When going over a speed bump or accelerating, the motor controls the vehicle's shaking to make the ride smoother for both driver and passenger.



Hybrid-exclusive AVN contents

The Hybrid-exclusive display ensures a smart driving experience by showing fuel efficiency, energy distribution, and ECO mode, among others.

Infant safety mode

Upon sudden acceleration or stop or parking shock, this function filters the stress felt by an infant/toddler due to the vehicle's height to provide smoother acceleration and a more pleasant ride.



Smart regenerative braking mode

When coasting in neutral, the regenerative braking level is adjusted automatically according to the road gradient, how the approaching car is being driven, and/or data provided by the navigation system or speed camera. This smart regeneration system makes it significantly easier for the driver to control the vehicle.

Hyundai SmartSense

Guarantees safety and convenience while driving or parking through a cutting-edge driver assist system.



Forward Collision-avoidance Assist(vehicles/pedestrians/two-wheeled vehicles/junction turning/front oncoming)

This function, after scanning the vehicle's immediate surroundings, issues warnings of collision risk. If, after a warning is issued, the vehicle in front suddenly slows down or the risk of (front) collision with a car, motorcycle, pedestrian, or bicycle increases, automatic control is activated. Automatic control is also activated when there is an increased risk of collision from a vehicle approaching from the front while making a left turn at an intersection (with turn signal) or from a motorcycle or car driving in front and in the same lane.

Safe Exit Warning

If a vehicle approaching from the back is detected after the car is parked and the passengers are opening doors to get out, a warning is issued



Blind-spot Collision-avoidance Assist

A warning is issued if risk of collision with the vehicle next to or behind you is detected while changing lanes. If, while attempting a forward exit (from a parallel parked position), risk of collision with the vehicle next to or behind you is detected, the automatic vehicle control function is activated.

* Since the advanced driver assistance system (ADAS) is a function that assists the driver's operation, always drive with caution.

* The function may not operate smoothly or properly depending on the surrounding environment and driving conditions. In addition, the function may operate with restrictions depending on the regulation related to the certification of the advanced driver assistance system. For details, refer to the owner's manual.

* The above specifications are applied differently depending on the trim, powertrain, and specifications directly selected by the vehicle purchaser in consideration of price and preference.



Lane Following Assist

This system keeps the car in the center of the lane.



Hyundai SmartSense
Take a closer look




Highway Driving Assist

This system helps to not only maintain a safe distance with the vehicle in front on a highway or a regular road by driving at a uniform speed but also to keep the vehicle in the center of the lane on a curved road.

Navigation-based Smart Cruise Control(safe/curve)

This system helps the driver maintain a safe speed based on road conditions when driving on a highway or a regular road. It automatically reduces the car's speed just before it enters a reduced-speed zone. After leaving the reduced speed zone, the vehicle is brought back to its designated speed.



Rear Cross-Traffic Collision-avoidance Assist

If a collision risk is detected from the right or left while driving in reverse, the driver is issued a collision warning. If the collision risk increases after the warning, the brakes are activated automatically.

Advanced Rear Occupant Alert

A sensitive radar sensor detects passengers inside the vehicle. If the driver leaves behind a child in one of the rear seats, an alarm sounds to notify the driver of such fact and thus prevent a safety-related accident.

* Since the advanced driver assistance system(ADAS) is a function that assists the driver's operation, always drive with caution.

* The function may not operate smoothly or properly depending on the surrounding environment and driving conditions. In addition, the function may operate with restrictions depending on the regulation related to the certification of the advanced driver assistance system. For details, refer to the owner's manual.

* The above specifications are applied differently depending on the trim, powertrain, and specifications directly selected by the vehicle purchaser in consideration of price and preference.

* The screen layout/design of the infotainment system may change with the updates.

Modern



17-inch alloy wheels



17-inch alloy wheels
(Hybrid-exclusive)



18-inch alloy wheels



Modern(Ocean Indigo Pearl)



Full LED headlamps(MFR type)
12.3-inch display audio
(Bluelink, phone projection,
Bluetooth hands-free, 6 speakers)

Outside mirror(heating, power-folding,
power adjustment, LED turn signal lamps)
LED interior lamp(map lamp, room lamp,
sun visor lamp, and luggage lamp)

Double-glazed soundproof glass
(windshield, 1st row doors)
ECM room mirror

2nd row seat air vent
Manual air conditioning

4.2-inch color LCD cluster
USB Type-C Ports:
Front(1 data/charge), Rear(2 charge)

* The specifications in this brochure may vary by model and options included. For detailed specifications, please refer to the price list for the relevant month.

Premium / Inspiration



Features
Take a closer look



18-inch alloy wheels



19-inch alloy wheels



Premium(Titan Gray Metallic)



Inspiration(Pine Green Matte)

Premium



Smart power tailgate
Heated/ventilated 1st row seats

12.3-inch navigation system
(In-car Payment/e hi-pass)
Dual-zone full automatic air conditioning
(with auto defog system, fine dust sensor,
air cleaning mode, and after-blow function)

Inspiration



Full LED headlamps(projection type,
hidden lighting DRL/intelligent front lighting)
Heated 2nd row seats

LED rear combination lamps
Power-adjustable driver's seat
(8-way, Integrated Memory System),
Power-adjustable front passenger's seat
(8-way, walk-in device)

Digital key 2
Head-Up Display

* The screen layout/design of the infotainment system may change with the updates. * The specifications in this brochure may vary by model and options included. For detailed specifications, please refer to the price list for the relevant month.

Colors

Interior colors



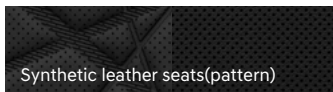
Synthetic leather seats

Black one tone



Synthetic leather seats

Black/Gray two-tone



Synthetic leather seats(pattern)

Black one tone



Synthetic leather seats(pattern)

Black/Gray two-tone



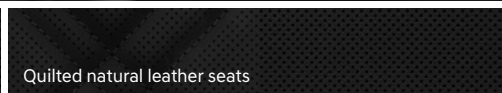
Suede + Natural leather seats

N Line-exclusive black one tone(Red stitching)



Natural leather seats

Black one tone



Quilted natural leather seats



Natural leather seats

Brown pack




Quilted natural leather seats


* Black headlining is applied when selecting the Brown pack or Green/Black/Gray interior. * Because the above colors are printed on paper, they may look different from the color applied to the vehicle.



Colors
Take a closer look



Black/Gray two-tone



Green/Black/Gray

Color combination chart

| Classification | | Creamy White Pearl (TW3) | Shimmering Silver Metallic (R2T) | Ocean Indigo Pearl (PS8) | Amazon Gray Metallic (A5G) | Ultimate Red Metallic (R2P) | Phantom Black Pearl (TCM) | Titan Gray Metallic (R4G) | Pine Green Matte (RB2) |
|-------------------------------|---|--------------------------|----------------------------------|--------------------------|----------------------------|-----------------------------|---------------------------|---------------------------|------------------------|
| Modern | Black one tone(synthetic leather seats) | ● | ● | ● | ● | ● | ● | ● | ● |
| | Black/Gray two-tone(synthetic leather seats) | ● | ● | ● | ● | ● | ● | ● | ● |
| Premium | Black one tone(synthetic leather seats(pattern)) | ● | ● | ● | ● | ● | ● | ● | ● |
| | Black/Gray two-tone(synthetic leather seats(pattern)) | ● | ● | ● | ● | ● | ● | ● | ● |
| Inspiration | Black one tone(natural leather seats) | ● | ● | ● | ● | ● | ● | ● | ● |
| | Brown pack(natural leather seats) | ● | ● | - | ● | - | ● | ● | ● |
| | Black/Gray two-tone(natural leather seats) | ● | ● | ● | ● | ● | ● | ● | ● |
| | Green/Black/Gray(natural leather seats) | ● | ● | - | ● | - | ● | ● | ● |
| | Black one tone(quilted natural leather seats) | ● | ● | ● | ● | ● | ● | ● | ● |
| Quilted natural leather seats | Brown pack(quilted natural leather seats) | ● | ● | - | ● | - | ● | ● | ● |
| | Black/Gray two-tone(quilted natural leather seats) | ● | ● | ● | ● | ● | ● | ● | ● |
| | Green/Black/Gray(quilted natural leather seats) | ● | ● | - | ● | - | ● | ● | ● |
| N Line | Black one tone/Red stitching(suede+natural leather seats) | ● | - | - | - | ● | ● | ● | - |

* Shimmering Silver Metallic, Ocean Indigo Pearl, and Amazon Gray Metallic cannot be selected for N Line model.

Exterior colors

| | | | | | | | |
|--------------------------|----------------------------------|--------------------------|----------------------------|-----------------------------|---------------------------|---------------------------|------------------------|
| Creamy White Pearl (TW3) | Shimmering Silver Metallic (R2T) | Ocean Indigo Pearl (PS8) | Amazon Gray Metallic (A5G) | Ultimate Red Metallic (R2P) | Phantom Black Pearl (TCM) | Titan Gray Metallic (R4G) | Pine Green Matte (RB2) |
|--------------------------|----------------------------------|--------------------------|----------------------------|-----------------------------|---------------------------|---------------------------|------------------------|

* Because the above colors are printed on paper, they may look different from the color applied to the vehicle. * Please see the digital catalogue for more information about colors.

Customizing

H Genuine Accessories provides a wide range of convenience and leisure products that address the needs and lifestyles of customers who desire a high degree of customization, while N Performance parts are, as the name suggests, high-performance features that blend Hyundai Motors' technologies with the signature N appeal. H Licensed Accessories is a new product line developed to make all activities related to your vehicle even more special by providing brand products that are vetted for quality.



New car options

Lifestyle



LED door spot lamp(1st row)



LED tailgate lamp(touch-activated)



Luggage screen



Luggage net

Built-in air purifier



Protection mat package



Floor mat(1st row)



Floor mat(2nd row)



Luggage mat

Side step



* Some customized products may not be applicable depending on trims or options applied. For detailed specifications, please refer to the price list for the relevant month.

Aftermarket-exclusive goods

Camping & Outdoor



Cross bar



Flat roof rack



Lightweight chair
Camping trunk



Products for basic models



Exclusive micro-SD card for
built-in cam 2(128GB)
USB-C to USB-A adapter



Space-saving items



Sun visor sunglasses case

H Licensed Accessories

Aftermarket-exclusive goods

Arkon



Cup holder phone mount

BigAnt



Foldable box

N Performance

monoblock brake & 19-inch lightweight wheels(matte black) package

* Available for purchase separately only wheels



Monoblock brake system



19-inch matte black lightweight wheels
(real carbon wheel cap)

* N Performance parts cannot be applied to Hybrid vehicles.

* The USB-C to USB-A adapter was designed to be used exclusively with Hyundai Motor devices. Hyundai Motor does not assume any responsibility in the event of malfunction if used with other devices and/or automobile brands.

* Aftermarket: Parts can be purchased from the Hyundai Shop(Shop.Hyundai.com) under "Hyundai brands." Depending on the part, you can order and pick up the part yourself or it can be installed on your vehicle for you.



Hyundai Motors' connected service that makes car maintenance easy no matter the place or time of day



BlueLink website



Information on
service registration



Information on
plans and prices



Download the
BlueLink app



Safety security

- Automatic notification of airbag deployment
- SOS emergency response
- Theft tracking
- Theft alert
- Driver Attention Warning
- Advanced Rear Occupant Alert
- **Electric car battery monitoring**
*Battery malfunction alert (for BlueLink members only)



Remote control

- Remote air conditioner control
- Remote charging control
- Remote door open/lock
- Remote window control
- Parked location confirmation
- Destination data sending, and more!



11 functions

Vehicle management

- Car diagnostics test
- Journey report
- Over-the-Air update
- Low battery notification
- Safe driving habits
- Remote smart diagnosis



Navigation

- Road directions (BlueLink)
- Provision of traffic information
- Portal site search of surrounding area
- Sharing of current car location
- Directions to destination



*Car purchasers who are also first-time BlueLink members will receive Basic Service free of charge for five years from the date of membership application. For the subsequent five years, they will be provided with Light Service (SOS emergency response, automatic notification of airbag deployment, traffic information, electric car battery monitoring, and etc.) free of charge.

*All of the above-named services (e.g. Hyundai Digital Key 2, In-car Payment, OTA software update, and electric car battery monitoring) can be used by BlueLink members only.

*Electric car battery monitoring: In the event a battery malfunction is detected, a notification is sent to the driver (BlueLink members only).

*High-quality audio and OTT & video streaming are add-on services that require a separate purchase of BlueLink's streaming data plan. You must also link your streaming platform (Genie Music, Melon, WATCHA, Wavve, or YouTube Premium) accounts to the app or the car. Standard Youtube and U+ Mobile TV can be used without logging in.

*Inquiries: BlueLink KakaoTalk Customer Service Center (enter 'BlueLink' in KakaoTalk search screen and add as friend)

Dimensions



Unit: mm, Wheel tread measurement made using 235/55R19 tires
* () in the tread figure is based on 17-inch wheels * N Line comes standard with 19-inch wheels * N Line's overall length is 4,650mm

Specifications

| Classification | Smartstream Gasoline 1.6 Turbo | Smartstream Diesel 2.0 | Smartstream Gasoline 1.6 Turbo Hybrid |
|------------------------------|--|------------------------|---------------------------------------|
| Overall Length(mm) | 4,640 / 4,650(N Line) | ← | ← |
| Overall Width(mm) | 1,865 | ← | ← |
| Overall Height(mm) | 1,665 | ← | ← |
| Wheel Base(mm) | 2,755 | ← | ← |
| Wheel Tread, Front(mm) | 1,620(17") 1,615(18") 1,615(19") | ← | ← |
| Wheel Tread, Rear(mm) | 1,627(17") 1,622(18") 1,622(19") | ← | ← |
| Engine Type | Smartstream G1.6T | Smartstream D2.0 | Smartstream G1.6T Hybrid |
| Displacement(cc) | 1,598 | 1,998 | 1,598 |
| Max.Engine Power(PS/rpm) | 180 / 5,500 | 184 / 4,000 | 180 / 5,500 |
| Max.Engine Torque(kgf-m/rpm) | 27.0 / 1,500~4,500 | 42.5 / 2,000~2,750 | 27.0 / 1,500~4,500 |
| Fuel Tank(ℓ) | 54 | ← | 52 |
| Max.Motor Power(kW) | - | - | 47.7 |
| Max.Motor Torque(Nm) | - | - | 264 |
| Max.System Output(PS/rpm) | - | - | 235 / 5,500 |

| Classification | Displacement (cc) | Curb weight (kg) | Tire (inch) | Fuel efficiency reported to the government(km/ℓ) | | | | |
|--|--|---------------------|----------------|--|------|---------|---------------------------------|-------|
| | | | | Combined | City | Highway | CO ₂ emissions(g/km) | Grade |
| Smartstream G1.6T 2WD(7-DCT) | 1,598 | 1,535 | 17 | 12.5 | 11.5 | 13.9 | 133 | 3 |
| | ↑ | 1,555 | 18 | 12.5 | 11.5 | 13.8 | 133 | ↑ |
| | ↑ | 1,575 | 19 | 12.0 | 10.9 | 13.6 | 139 | ↑ |
| Smartstream G1.6T 2WD(7-DCT) + Built-in cam | 1,598 | 1,555 | 18 | 12.3 | 11.3 | 13.7 | 135 | 3 |
| | 1,598 | 1,590 | 17 | 11.6 | 10.7 | 12.8 | 144 | 3 |
| Smartstream G1.6T AWD(7-DCT) | ↑ | 1,610 | 18 | 11.3 | 10.2 | 12.9 | 148 | 4 |
| | ↑ | 1,630 | 19 | 11.2 | 10.1 | 12.7 | 150 | ↑ |
| | 1,998 | 1,630 | 17 | 14.3 | 12.7 | 16.7 | 133 | 2 |
| Smartstream D2.0 2WD(8-speed A/T) | ↑ | 1,650 | 18 | 14.3 | 12.7 | 16.8 | 133 | ↑ |
| | ↑ | 1,670 | 19 | 13.9 | 12.3 | 16.4 | 137 | ↑ |
| | Smartstream D2.0 2WD(8-speed A/T) + Built-in cam | 1,998 | 1,650 | 18 | 14.1 | 12.4 | 16.7 | 135 |
| 1,998 | | 1,700 | 17 | 12.6 | 11.4 | 14.4 | 153 | 3 |
| Smartstream D2.0 AWD(8-speed A/T) | ↑ | 1,720 | 18 | 12.9 | 11.7 | 14.6 | 149 | ↑ |
| | ↑ | 1,740 | 19 | 12.4 | 11.2 | 14.1 | 155 | ↑ |
| | 1,598 | 1,625 | 17 | 16.2 | 17.0 | 15.2 | 99 | 1 |
| Smartstream G1.6T Hybrid 2WD(6-speed A/T) | ↑ | 1,645 | 18 | 16.2 | 17.0 | 15.2 | 99 | ↑ |
| | ↑ | 1,665 | 19 | 14.9 | 15.1 | 14.5 | 109 | 2 |
| Smartstream G1.6T Hybrid 2WD(6-speed A/T) + Built-in cam | 1,598 | 1,625 | 17 | 15.7 | 16.1 | 15.1 | 103 | 2 |
| | ↑ | 1,645 | 18 | 15.7 | 16.1 | 15.1 | 103 | ↑ |
| | 1,598 | 1,690 | 17 | 14.7 | 14.7 | 14.6 | 111 | 2 |
| Smartstream G1.6T Hybrid AWD(6-speed A/T) | ↑ | 1,710 | 18 | 14.7 | 14.7 | 14.6 | 111 | ↑ |
| | ↑ | 1,730 | 19 | 14.3 | 14.4 | 14.1 | 114 | ↑ |

※ Trims not indicated as having a built-in cam installed would have the same fuel efficiency even if a built-in cam were installed.

| TUCSON Hybrid Warranties | |
|---------------------------|--|
| Warranty for Hybrid parts | |
| | 10-year/200,000-kilometer warranty - Electric motor, Hybrid high-voltage battery HPCU (Hybrid Power Control Unit) |

※The benefits offered through the warranties above may be subject to change.
※Contact a branch or dealership for details.

Maintain a constant speed to drive more efficiently.

-The fuel economy described above is based on the standard model and may differ during actual driving depending on road conditions, driving technique, cargo load, vehicle maintenance, and outdoor temperature. -Some of the images presented here include optional specifications, so their appearance may differ from the car you purchase. -The specifications, colors, and sources presented here may be modified to improve vehicle exterior and performance. -The engine performance described above is the "Net Number," a new measure reflecting exhaust resistance that complies with legislation enforced by Korea's Ministry of Land and Transport since 1997. It can be marginally lower than "Gross Output Number," the previous measurement. -Leather seats include some synthetic leather. -Vehicle colors presented here may differ from actual appearance. -The specifications listed in this brochure may change depending on the model, and they may apply to a car fitted with optional equipment. Please refer to the appropriate price chart for additional information. -Hyundai Motor Company is committed to fair trade practices, with the same price and quality of vehicles nationwide
-Use of engine oil or fuel that is of low quality may result in damage to the vehicle. -For more information about the new technologies and specifications described in this brochure, please refer to a user's manual.



TUCSON
Digital Catalogue
(PC/Tablet)



TUCSON
Digital Catalogue
(Mobile)



TUCSON
Homepage



Hyundai Motor Company ranked first in the 2024 National Customer Satisfaction Index (NCSI) across all segments (compact sedans, midsize, semi-full-size, full-size, compact RVs, large RVs, and EVs).



Hyundai Motor Company ranked first in the 2024 Korean Customer Satisfaction Index (KCSI) across all survey categories (passenger vehicle, RV, compact car, EV).



2024 KS-QEI
(Korea Standard-Quality Excellence Index)
Ranked first in 12 categories
(sedan: semi-midsize and mid- and full-size;
SUV: compact, semi-midsize, and full-size; D, E,
and F-segment luxury sedan; full-size SUV, EV, AS).



Ranked first place in the automobile warranty service category of the 2024 Korean Standard-Service Quality Index (KS-SQI) for 10 consecutive years

The images used in this brochure are intended to enhance customers' understanding and are focused on high-end models and optional features. The features introduced in this brochure may vary from model to model. Please refer to the monthly price table for more detailed features of each model.