

Dealer stamp



KONA





# You drive it. You define it.

Real style is a matter of being yourself on purpose. Like the all - new KONA. Distinctive and individual, its uniquely confident look sets it apart from every SUV in the class. Because we don't really see the fun in more of the same.

Go on, live a little. You are the driver of your life.



# You style it.

Combining sculpted lines with a stylish edge, the all-new KONA is expressive from every angle. Muscular surfaces flow into the distinctive high-contrast fender cladding, highlighting the bold SUV design. Firmly planted with a strong stance and sporty 18" alloy wheels, the KONA's two-tone roof and exterior mirrors also give you the possibility to customize colour combinations to fit your personal style. Dare to be different.








# You shine it.

Sometimes it's good to head in a new direction - like we have with the all-new KONA. At the front, the twin headlight design with LED daytime running lights creates an unmistakable front light signature. And for maximum vision, the full-LED headlamps feature Static Bending Light and Smart High Beam for more safety and less stress. This cutting-edge lighting technology makes looking on the bright side easier - and better looking than ever before.





# Design

Confident and unique, the all - new KONA has been designed to turn heads - and to raise pulses. The bold exterior design catches the eye with muscular sculpted shapes, sleek LED lighting and one - of - a - kind details that highlight the strong Hyundai SUV DNA at its core.



Cascading grille and twin headlight design



LED headlamps and daytime running lights



LED rear lamps  
Two - tone exterior mirrors with LED indicator



Sporty silver side sill  
Two - tone roof and rear spoiler



18" alloy wheels



# You boost it.

As you like it. Power, fun and efficiency. KONA offers the choice between two highly efficient, turbocharged petrol powertrains. At the top, you have a 1.6 T-GDI that delivers 177 HP and 4WD coupled with a 7-speed dual-clutch transmission (DCT). The DCT combines the fuel efficiency and driving fun of a manual transmission with the convenience of an automatic transmission. There is also a downsized yet powerful 1.0 T-GDI with 120 HP and 2WD available. It comes with a 6-speed manual optimized for greater fuel-efficiency. In 2018, a new 1.6 CRDi diesel engine will join the range.



7-speed dual-clutch transmission (DCT)



6-speed manual transmission

## Kappa 1.0 T-GDI Gasoline

120

Maximum power  
ps/6,000rpm

17.5

Maximum torque  
kg·m/1,500~4,000rpm



## Gamma 1.6 T-GDI Gasoline

177

Maximum power  
ps/5,500rpm

27.0

Maximum torque  
kg·m/1,500~4,500rpm



## Ull 1.6 Diesel with VGT

136

Maximum power  
ps/4,000rpm

30.6

Maximum torque  
kg·m/1,750~2,500rpm





# You grip it.

Following the road is one thing. Bending it to suit yourself is another challenge all together. The all - new KONA offers an on - demand all wheel drive system for optimum handling and cornering performance. It makes driving slippery surfaces and bumpy country roads safer and much more fun. Featuring Advanced Traction Cornering Control to improve agility and stability, it actively distributes torque while accelerating in curved sections. And that translates into some seriously exciting driving dynamics - because its not just getting there, it's how we feel on the way.



On - demand all wheel drive







# You match it.

It's also the attention to detail that makes the all - new KONA so special. Discover an exceptional level of comfort with high quality materials throughout, for a sensuous and refined feel. And for a personal touch, you can choose from four colour combinations to customise your interior. No more boring dashboards! The colour options feature accents throughout the cockpit including finely tailored contrast stitching on the steering wheel and seats-and if you like, you can even choose colourful seat belts\*.

\* Available only in combination with red and lime interior accent options.  
The navigation system shown here is not offered in RHD markets. However, the audio system is part of the standard equipment package.



Gray



Orange



Red



Lime



# You rock it.

Stay online in the city or get offline, go off-road and crank the music all the way up. The premium sound system from KRELL delivers stellar sound performance so you can rock it in style. And no matter how you choose to explore what drives you, the all-new KONA provides you with the seamless connectivity you expect and innovative tech that makes life easier. Like an 8" touch screen display that makes everything easily accessible with Apple CarPlay™ and Android Auto™. Express yourself.

Apple CarPlay™ is a registered trademark of Apple Inc. Android Auto™ is a registered trademark of Google Inc.  
The navigation system shown here is not offered in RHD markets. However, the audio system is part of the standard equipment package.



Premium sound system from KRELL




8" touch screen display





# Technology

The all - new KONA provides you with the seamless connectivity you expect and innovative tech that makes life easier - like a head - up display, wireless charging for your phone and a high mounted floating touch screen for better visibility and easy access.



**Head-up display (HUD)**  
Featuring class - leading luminance for easy visibility, our new head - up display helps you stay safe by projecting important information like speed, navigation commands.



**The 8" touch screen**  
Integrates 3D navigation, media and connectivity features. It comes with a free 7 - year subscription to LIVE Services, with real-time traffic, weather, speed control\* and POI information.

\*The speed camera alert feature is not available in all countries.  
The navigation system shown here is not offered in RHD markets. However, the audio system is part of the standard equipment package.



**Wireless phone charging**  
Ocated in the centre console, a wireless charging pad (Qi standard) lets you easily charge a compatible Qi - enabled smartphone without the use of messy and unsightly cables.



**Digital Information Cluster**  
Optimally placed and easy to read, a 4.2" LCD screen shows you important driver information like: the status of active safety features, remaining range and fuel consumption, navigation instructions, outside temperature and more.



# You fit it.

Designed to fit everything you and your busy life can throw at it. The versatile KONA offers plenty of room for both passengers and cargo - it is amongst the best in class for leg, shoulder and headroom. And the wide-opening rear hatch and low load height makes loading quick and hassle-free. A compact SUV that doesn't compromise on space, KONA also delivers an outstanding trunk capacity of 361 litres. It's also simple to adjust : you can fold down the rear seats in seconds with a single touch. And with the seats folded flat, you have a roomy 1,143 litres of space - perfect for weekend escapes.







# You spot it.

KONA helps you take care of yourself and everyone around you. The KONA offers one of the most advanced safety and driver assistance packages in its class with intelligent features like Blind Spot Collision Warning and Rear-Cross Traffic Collision Warning. And the rear-view camera helps take the hassle out of parking. Because just because you can't spot it, doesn't mean it isn't there.

The navigation system shown here is not offered in RHD markets. However, the audio system is part of the standard equipment package.



Rear-view camera



# Safety

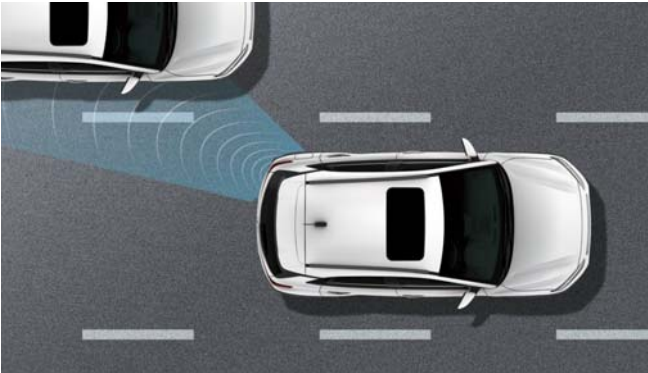
The all - new KONA benefits from superior rigidity through the use of advanced high strength steel and high impact energy absorption that protects passengers in the event of a collision. The structure of the cabin is designed to disperse energy in the event of a collision, therefore reducing impact to occupants.



**Parking Distance Warning - Forward**  
Parking can trigger anxiety in some drivers but this handy system will have you parking like a pro. Sensors gauge the remaining distance and issue a series of audible alerts as the car gets closer.



**Rear-view camera**  
The rear-view camera ends all worries about what could be hidden behind you like a parking bollard or a playing child. Shifting into reverse gear activates the rear-view camera allowing you to back-up with total confidence.



**Blind - Spot Collision Warning**  
Using 2 radar sensors in the lower rear bumper, the system visually warns you of traffic in the blind spot area. Should you set the turn indicator in such a situation, the Lane Change Assist will sound an acoustic alert.



**Rear Cross - Traffic Collision Warning**  
When reversing out of a narrow parking space, the Rear-Cross Traffic Collision Warning reduces the risk of a collision. Using 2 radar sensors at the rear, it warns you in case of any approaching cross traffic.



**Tire Pressure Monitoring System**  
TPMS is constantly checking the pressure of your tires. If the pressure drops below the safety threshold, TPMS will trigger a warning light on the central gauge cluster to let you know which particular tire requires your attention.



# Features



16" steel wheel

16" alloy wheel

17" alloy wheel

18" alloy wheel



LED daytime running lights  
Roof rails



Projection headlamps  
Electric adjustable and heated exterior mirrors with LED indicator



LED headlamps  
Privacy and solar glass



Rear combination lamps (bulb type)  
Power sunroof (optional)



Keyless Go – start / stop (optional)  
Audio 4.0A mono LCD with 6 speakers



Manual air conditioning  
7" touch screen display



Full auto air conditioning with auto defog  
Ventilated seats




Full power seats with lumbar support (optional)  
Heated seats


The navigation system shown here is not offered in RHD markets. However, the audio system is part of the standard equipment package.




Exterior colors




Chalk white




Lake silver




Velvet dune




Dark knight




Phantom black




Acid yellow




Pulse red




Tangerine comet



Galactic gray



Blue lagoon



Ceramic blue

Roof colors




Dark knight




Phantom black


Interior colors & Seat Trims




Gray stitching with black seatbelts




Orange stitching with black seatbelts




Red stitching with red seatbelts




Lime stitching with lime seatbelts




Cloth seats (Entry)




Cloth seats (Mid, Mid Plus, High)



Cloth leather seats-Red



Cloth leather seats-Lime



Leather

Specifications

Type	Kappa 1.0 T-GDI Gasoline		Gamma 1.6 T-GDI Gasoline	UII 1.6 Diesel with VGT
Engine type	3-Cylinder DOHC		4-Cylinder DOHC	4-Cylinder DOHC
Displacement (cc)	998		1,591	1,582
Max. Power (ps / rpm)	120 / 6,000		177 / 5,500	136 / 4,000
Max. Torque (kg·m / rpm)	17.5 / 1,500~4,000		27.0 / 1,500~4,500	30.6 / 1,750~2,500
Brakes				
Front	Ventilated disc			
Rear	Disc			
Suspension				
Front	McPherson strut type			
Rear	Torsion Beam Type (CTBA)		Mult-Link Type (4WD)	Torsion Beam Type (CTBA)
Tire				
205/60R16, 215/55R17, 235/45R18				
Dimensions				
Head room (mm)	Front ( w / Sunroof ) / Rear		1,005 (965) / 961	
Leg room (mm)	Front / Rear		1,054 / 880	
Shoulder room (mm)	Front / Rear		1,410 / 1,385	

- The above values are results from internal testing and are subject to change after validation.
- Some of the equipment illustrated or described in this catalog may not be supplied as standard equipment and may be available at extra cost.
- Hyundai Motor Company reserves the right to change specifications and equipment without prior notice.
- The color plates shown may vary slightly from the actual colors due to the limitations of the printing process.
- Please consult your dealer for full information and availability on colors and trims.

Dimensions



Wheel tread\* 1,559  
Overall width (including door mirrors) 2,052



Wheel base 2,600  
Overall length 4,165

Overall height 1,550



Wheel tread\* 1,568  
Overall width (excluding door mirrors) 1,800

Unit : mm

\*Wheel tread : 16" (front / rear) - 1,575/1,584  
\*Wheel tread : 17" (front / rear) - 1,563/1,572



# Dare to be different.

Sometimes the best moments  
are the ones where the world doesn't  
shape us - but we shape it.  
That's the essence of You drive it.  
You define it - and the spirit  
of KONA.

A dynamic combination of style  
and performance featuring the  
finest of cutting-edge technology,  
this compact SUV deserves a  
closer look.

