

# CRETA GRAND



# The new CRETA GRAND.

Just one look tells you that the new CRETA GRAND is not your typical SUV. It's intelligent. Intense. Assertive. And highly versatile. Then there's the elegance factor, the delightful premium touches you'll discover inside and out. The new CRETA GRAND promises more and delivers on that promise with performance, utility, and comfort that surpasses all expectations.



# Exterior

A marriage of elegance and toughness, the new CRETA GRAND gets the job done with style and confidence. Eye-catching design details like the parametric grille and LEDs hint at CRETA GRAND's advanced technologies and capabilities.



Dark chrome radiator grille  
H shaped DRLs & Quad beam LED headlamps



Connected LED tail Lamps



Adding comfort to your grand adventure.



# Interior

The new cabin integrates technology with calming ambiance with elegance. Be indulged in ultimate comfort when stepping in the new CRETA GRAND.



Seamlessly integrated infotainment and cluster screen  
Memory seats with welcome retract



7 seater (2nd 6:4 and 3rd row 5:5 folding)  
Walk-In-Device (Passenger)



7 seater storage variation (2nd 6:4 and 3rd row 5:5 folding / 2nd row folded / Full folding)

# Performance

The new CRETA GRAND rewards you with a delightfully responsive throttle, combined with smooth, quiet, and efficient operation.

**Smartstream G2.0 gasoline** (6MT / 6AT)

**159** Maximum Power PS/6,500 rpm **19.5** Maximum Torque kg.m/4,500 rpm

**U2 1.5 VGT diesel** (6MT / 6AT)

**115** Maximum Power PS/4,000 rpm **25.5** Maximum Torque kg.m/1,500-2,750 rpm



**Drive mode / Terrain mode (Mud, Snow, Sand)**  
**Paddle shifter**

# Hyundai SmartSense

You're a good driver. But you'll be an even better, safer driver with the new CRETA GRAND's advanced automotive safety technologies.



**Smart Cruise Control with Stop & Go (SCC with S&G)**  
Smart Cruise Control (SCC) helps maintain distance from the front vehicle and drive at a speed set by the driver. Automatically stops when the front vehicle stops and automatically starts when the front vehicle departs within a short time.



**Forward Collision-Avoidance Assist 1.5 (FCA 1.5)**  
Alerts the driver if the vehicle ahead is slowing down too quickly or if there is the potential for a forward collision with stationary vehicles, pedestrians, cyclists ahead, or approaching vehicles on the road, and activates the brakes in the event of an impending collision. Forward Collision-Avoidance Assist also brakes automatically to avoid an impending collision with vehicles or cyclists ahead on the road or approaching from either side while making a left turn at an intersection.



**Lane Keeping Assist (LKA)**  
If driving above a certain speed and the driver leaves a lane without the turn signal switch being operated, it provides a warning. When a lane departure is detected, it automatically assists with steering to help prevent leaving the lane.



**Blind-Spot Collision-Avoidance Assist (BCA)**  
Blind-Spot Collision-Avoidance Assist (BCA) warns you if there is a risk of collision with a rear side vehicle in the blind-spot while changing lanes. When forward exiting a parallel-parking spot, if there is a risk of collision with a vehicle approaching from behind, it automatically assists with emergency braking.



**Surround View Monitor (SVM)**  
Surround View Monitor (SVM) displays images of the situation around the vehicle in various views for safe parking.



**Blind-Spot View Monitor (BVM)**  
When the turn signals are activated, the rear-side image of the corresponding direction is displayed in the cluster.

\* Features and specifications may vary by market. Please consult your local dealer.

# Features



17" alloy wheels  
(A type)



17" alloy wheels  
(D type)



18" alloy wheels



Horizon LED positioning lamp with sequential function




Black high-gloss cladding



Panoramic sunroof



Power windows



Front ventilated seats



Rear door manual curtain



Wing-type headrests(2nd row)



High cushion extension(6 seater only)



10.25" TFT LCD cluster



Full automatic temperature controls



Wireless phone charger



8 way power driver & passenger seat



Type-C USB charger(2 in 1st row, 2 in 2nd row)



Ambient light



Front row seatback table with IT device holder  
& retractable cup-holder




BOSE premium sound system

\* Features and specifications may vary by market. Please consult your local dealer.

# Exterior colors

## Pearl / Metallic / Solid colors



**SAW**  
Atlas White


**R4G**  
Titan Gray Metallic

**A2B**  
Abyss Black Pearl

**R4R**  
Fiery red Pearl

**R8N**  
Robust Emerald Pearl


## Matte colors



**RGM**  
Titan Gray Matt

**RNN**  
Robust Emerald Matt

## Dual tone roof




**TTJ**  
Atlas White + Abyss Black roof

# Interior colors




Dark gray & Gray 2 tone with Burnt orange brown



Dark gray & Beige 2 tone with Silver metallic



Black 1 tone with Silver metallic



Navy & Brown 2 tone with Silver metallic

# Specifications

Type	Smartstream G2.0 gasoline	U2 1.5 VGT diesel
Engine type	4 Cylinders, 16 Valves, HLA	4 Cylinders, 16 Valves, HLA
Displacement (cc)	1,999	1,493
Max. Power (PS / rpm)	159 / 6,500	115 / 4,000
Max. Torque (kg.m / rpm)	19.5 / 4,500	25.5 / 1,500 ~ 2,750
<b>Brakes</b>		
Front	16" ventilated discs	
Rear	15" solid discs	
<b>Suspension</b>		
Front	MacPherson strut	
Rear	Coupled Torsion Beam Axle (2WD)	
<b>Tire</b>	215/60R17, 215/55R18	

Dimensions		
Head room (mm)	1st row (w/Sunroof) / 2nd row (w/Sunroof) / 3rd row	1,046 (993) / 1,039 (986) / 950
Leg room (mm)	1st row / 2nd row / 3rd row	1,051 / 900 / 800
Shoulder room (mm)	1st row / 2nd row / 3rd row	1,404 / 1,390 / 1,252

- The above values are based on internal testing results and are subject to change after validation.
- Some of the equipment illustrated or described in this catalog may not be supplied as standard equipment and may be available at extra cost.
- Hyundai Motor Company reserves the right to change specifications and equipment without prior notice.
- The color plates shown may vary slightly from the actual colors due to the limitations of the printing process.
- Please consult your dealer for full information and availability on colors and trims.



Wheel tread (17" /18")  
Overall width

1,595.5  
1,800



Wheelbase  
Overall length

2,760  
4,560

Overall height  
(Roof rack)

1,670 (1,710)



Wheel tread (17" /18")

1,564.3

Unit : mm



Dealer stamp