

SONATA



Transforming the everyday

The SONATA has been transformed into a smart mobility device to support your desire for change and an evolved lifestyle. The SONATA's cutting-edge technology is designed to address the diverse needs of its passengers and to provide an upgraded and comfortable daily routine.



SONATA Inspiration Full Option (Hampton Gray) / SONATA Sensuous Inspiration Full Option (Flame Red)

Exterior_SONATA

From the sensual and dynamic designs of a trendy coupe-style exterior to a sleek silhouette that seems to have been drawn with a single line—every aspect of its exterior embodies the vision of a SONATA never before experienced.



The design of the car's wide and rounded front section has been applied with a futuristic gradation hidden headlamp for a slim and elegant appearance.

The dimensional depth of the LED rear combination lamp design is the finishing touch of this car's dynamic exterior.



SONATA Inspiration Full Option (Hampton Gray)

Front design



Full LED headlamp (projection type) / Chrome radiator grille
Exterior mirror (LED repeater, heating, power adjustment, power-folding)



18-inch alloy wheel & PIRELLI tire



SONATA Inspiration Full Option (Hampton Gray)

Rear design

Exterior_SONATA Sensuous

The SONATA Sensuous is characterized by both its bold, attractive design and excellent driving performance. The first vehicle in the world to be equipped with CVVD (continuously variable valve duration) technology, which optimally controls the time during which the intake valves remain open based on the condition of the engine at any given time, it offers greatly enhanced performance and fuel efficiency.



SONATA Sensuous Inspiration Full Option (Flame Red)



SONATA Sensuous Inspiration Full Option (Flame Red) / SONATA Sensuous Inspiration Full Option (Shimmering Silver)

The design of the front and rear bumpers reflects the SONATA Sensuous' unique identity. And the parametric jewel-patterned grille, which gives the impression of a geometrically cut gemstone, is coated with a black glossy material to create an even more captivating image.



SONATA Sensuous Inspiration Full Option (Flame Red)

Front design for SONATA Sensuous only



Black exterior mirror for SONATA Sensuous only
Air duct for Sensuous only



SONATA Sensuous Inspiration Full Option (Flame Red)

Rear diffuser for SONATA Sensuous only / Single twin exhaust tip for SONATA Sensuous only



SONATA Inspiration Full Option (Camel)

Interior

All of the SONATA's interior details simultaneously embody innovative technology and meticulous consideration for the passenger. This space has been effectively designed for both driver and rear seat passenger is not only novel but a source of unending wonder.



SONATA Inspiration Full Option (Greige)

* The screen layout/design of the infotainment system may change with the regular updates.

Personalization

The SONATA is aware of its driver and his or her voice. Due to the SONATA's transformation into a smart mobility device, your daily routine will become even more convenient.



How to share digital key



Digital key / Basic and auxiliary functions



Hyundai Digital key

You can open doors (from outside) and start the ignition—all via smartphone. Depending on preference, you can choose a personalized service, in which the vehicle remembers only one user, or share the use of the vehicles among multiple users.

NFC card key

An NFC card key imprinted with the Hyundai logo is provided to all customers. The card key can be used to drive or to enter or start the car.



Personalized profile

The car instantly recognizes the user when the digital key unlocks a door or the user is selected from the infotainment system screen. This enables functions such as seat position, exterior mirrors, infotainment system settings, and driving environment (air conditioning, etc.) being automatically set to match the user's profile.



Wireless phone charger / NFC Digital key ignition

Voice recognition vehicle control
The voice recognition button, which is located on the steering wheel, can be used to control the car's diverse functions (air conditioner, heater, road navigation, etc.).

* Can be used after creating BlueLink account.

* The Hyundai Digital Key NFC can only be used via smart phones programmed with this function. For compatible smart phone models, please refer to the Hyundai Motor website. The Apple iPhone blocks the service that enables the NFC function. Therefore, customers who have iPhones may not be able to use a smart phone-based digital key.

* To utilize the personalized profile service, you must link the vehicle to the Hyundai Digital key (smart phone) in advance. The NFC card key does not support the personalized profile function.

Convenience

The built-in camera presents the new experience of a link between the vehicle and driver's lifestyle. The driver can not only see camera-created videos in real time but access other functions (zooming in on the playback screen of saved videos, time-lapse recording, etc.) both inside the car and via linked smart phone.



How to use
Built-in camera



Built-in cam

You can now get mementos of beautiful scenery with your car. The video-capture devices, which are embedded in the front and rear of the car and feature high-resolution cameras, are connected to the infotainment system, enabling the user to easily save and play high-resolution videos. Other functions include time-lapse recording and zoom.

- * Selecting the built-in cam's secondary battery enables the use of the parking recording function.
- * The screen layout/design of the infotainment system may change with the regular updates.



Linking of built-in cam and smart phone

By linking with an exclusive smart phone application via wireless Wi-Fi or USB cable, the driver can view real-time screens, replay recorded videos, download recorded videos, and link saved time-lapse videos to social media accounts.

- * To use services after linking with a smart phone, the built-in cam application must be installed on the smart phone. Depending on the smart phone model/make, the built-in cam application may be downloaded from the Google Play Store or the App Store.



12.3-inch full LCD cluster

Drive Mode Selector (Custom / Sport / Comfort / Eco / Smart)

Offers five driving modes that can improve driving quality depending on the driver's preferences or on road conditions.



Blind-spot View Monitor

When using the turn signal, the camera installed at the base of the exterior mirror displays left/right-side postero-lateral videos on the cluster screen. In the case of restricted postero-lateral view (driving during rain, gray areas, etc.), the SONATA offers a clear and wide view to guarantee safe driving.

Over The Air Update (OTA)

Enables wireless updating of the latest maps and software

* Can be used after creating BlueLink account.

The SONATA Sensuous is equipped with Relaxation Comfort Seats for its passengers, allowing them to enjoy a neutral, gravity-defying sitting position that guarantees comfort and relaxation while driving. Through cutting-edge technologies inspired by actual customer experiences, including the remote smart parking assist system, you are guaranteed the highest levels of safety and comfort from the moment you get in until the moment you step out of your car.



How to use Remote Smart Parking Support



Passenger relaxation comfort seat
The SONATA is the first vehicle in its grade to apply the Relaxation Comfort Seat to passenger seats, allowing passengers to relax comfortably inside the car while in a zero-gravity neutral posture. All of the details in the SONATA's interior simultaneously embody an elegant sensuality and meticulous consideration for the passenger.

* For safety purposes, the Passenger relaxation comfort seat use is recommended when parking or stopping the vehicle.



Bluetooth multi-connection
The linking of two Bluetooth devices allows the driver and passengers to independently choose the desired function, thereby significantly enhancing convenience.
Bose premium sound system (with 12 speakers and external amp)
Sound is adjusted based on driving speed. The SONATA offers an entirely new auditory experience via clean multi-dimensional surround sound.



Hyundai CarPay
By registering the card on a dedicated app, the driver can conveniently pay for fuel and parking fees, among others, via the touchscreen of the car's navigation screen, without having to use a physical card or cash.

* The screen layout/design of the infotainment system may change with the regular updates.



Remote Smart Parking Support
For a tight parking space that is difficult to get in and out of, the driver can use the smart key to start the car remotely and move the car forward or backward for convenient parking.
Surround View Monitor
High-resolution cameras provide clear views of the front and rear blind spots, enabling the driver to park safely.



Rear Occupant Alert
When the engine is turned off, the driver's-side door is open, and the car has detected a rear occupant with the opening or closing of a back door, a warning message will be displayed on the instrument cluster and an alert will sound to prompt the driver to check the back seat again.



SONATA Inspiration Full Option (Nocturne Gray)

Performance

The SONATA is equipped with a next-generation Smartstream engine and a third-generation platform for enhanced efficiency, resulting in a stable and dynamic driving capability.



SONATA_Smartstream Gasoline 2.0 engine

160 Max.Power PS/6,500rpm 20 Max.Torque kg-m/4,800rpm



SONATA Sensuous_Smartstream Gasoline 1.6 Turbo engine

180 Max.Power PS/5,500rpm 27 Max.Torque kg-m/1,500-4,500rpm

Third-Generation Platform

With its low center of gravity and optimum positioning of front/rear-wheel geometry, the SONATA achieves the ideal structural balance. By minimizing vibration and noise—even during high-speed driving—it embodies an elegant and dynamic level of driving performance.



Safety

The SONATA has been upgraded with innovative features, from its platform (the framework) to cutting-edge safety features, for significantly improved safety—the vehicle's most basic quality.



Expanded application of hot stamping

Major parts of the SONATA have been hot stamped to prevent alteration in the shape of the passenger section. Omnidirectional crash safety has also been greatly improved.



Multi load path structure

Crash safety is greatly enhanced through the application of a multi load path structure, which absorbs and disperses crash energy through multiple weight dispersal routes.

9 airbag system

A total of nine airbags, including the side airbags and airbag at the knee of the driver's seat, protect passengers from crashes. In the event of a crash at the driver's and front passenger seat, air bags are activated in high or low pressure, depending on the situation. The advanced air bag system detects for the presence of a front-seat passenger, then automatically determines which (and how) air bags should be activated.



SONATA Inspiration Full Option (White Cream)

Hyundai SmartSense

The use of a further-advanced active safety system constantly protects passengers from unexpected dangers.



Lane Following Assist

The SONATA uses an omnidirectional camera to detect the location of the road lane and ensure that the vehicle is driven in its center. When necessary, automatic steering wheel control is activated to prevent the car from drifting outside the lane.



Forward Collision-Avoidance Assist

After detecting and deciding whether a bicycle appearing in the car's vicinity (omnidirectional perception) is a crash risk, a warning is posted and a warning sounded to notify the driver of potential risk. When necessary, the brake is activated to minimize damage.

Highway Driving Assist

Highway driving assist utilizes information such as distance from vehicles in front and road lane and navigational data, to control inter-vehicle distance and maintain the vehicle's position inside the lane. It also minimizes driver fatigue during long-distance drives.

* The bicycle detection function may be selected (from the omnidirectional crash prevention functions) and activated upon selection of the sensor fusion (camera & omnidirectional radar).



Blind-spot Collision-Avoidance Assist

This function detects vehicles approaching from blind spots at the rear lateral end that are difficult to see in the exterior mirror, enhancing crash protection via warnings and brake controls.

Rear Cross-Traffic Collision-Avoidance Assist

This function detects vehicles approaching from blind spots in the rear lateral end when the car is in reverse, after which a warning is conveyed to the driver. When necessary, brake control assists with rear collision avoidance.

Safety Exit Assist

If the driver fails to detect a vehicle approaching from the rear lateral end after stopping or parking and then cancelling the electronic child lock, this function produces a cluster pop-up message and warning sound while maintaining the locked state. This guarantees prevention of a crash caused by untimely opening of the rear door.



Driver Attention Warning / Front Vehicle Start Alarm

These functions enable the SONATA to make a comprehensive analysis of the driver's driving patterns, location of the car within its lane, and other information. When the SONATA detects driver fatigue or inattentive driving, the driver attention warning function recommends by a pop-up message and warning sound that the driver take a break. In the event that the vehicle ahead has departed while the SONATA is standing, the front vehicle start alarm function sends the driver a cluster notification.

Smart



17-inch alloy wheel



Smart (Oxford Blue)

Premium



17-inch alloy wheel



Premium (White Cream)



Projection headlamp / Daytime Running Light (bulb type)
3.5-inch mono LCD cluster



LED rear combination lamp
Manual air conditioning



Double-glazed soundproof glass (front side, front doors)
Shift By Wire



Circular gas tank applied with LPi
Audio system (6 speakers, radio, MP3, Bluetooth hands-free)



Full LED headlamp (MFR type) / LED Daytime Running Light
Dual-zone full automatic air conditioning
(air cleaning mode, auto defog system, cluster ionizer)



Exterior door handle (touch type, NFC, half-chrome)
10-way power-adjustable driver's seat (with lumbar support)



Artificial leather upholstered on the crash pad
Hi-pass system



8-inch display audio
Heated rear seat



* For further information on specifications, please refer to the price chart for the respective month.

* The above items include basic specifications for the Premium Family/Millennial packages. *For further information on specifications, please refer to the price chart for the respective month.

Inspiration



18-inch alloy wheel



19-inch alloy wheel
(Sensuous exclusive)



Inspiration (Nocturne Gray)

H Genuine Accessories

H Genuine Accessories allows customers who prefer an upgraded function quality and elegant style to emphasize unique individuality through special items positioned throughout the vehicle that enhance convenience and sensuality.



Built-in camera battery

N Performance

N Performance Parts combines Hyundai Motors' technologies and know-how with the "N gene" to propose a completely new high-performance sensibility.



Full LED headlamp (projection type) / LED Daytime Running Light
Head-Up Display



Solar front glass
Ambient mood lighting



10.25-inch infotainment system



Nappa leather seat



Rear manual door curtain



Motorized rear seat curtain

Protection mat package



Luggage mat
Floor mat

Lighting package (LED)



Door spot lamp / Foot mood lamp
Overhead console lamp



Sun visor lamp / Luggage lamp
Room lamp

Monoblock brake & 19-inch lightweight wheel package



Monoblock 4-pad caliper & Hybrid disc & Low steel pad



19-inch lightweight black wheel & Rear carbon wheel cap

* Available for select separately

* The specifications in this brochure may options included. For further information on specifications, please refer to the price chart for the respective month.

* To use the built-in parking video option, the auxiliary battery must be installed. For further information on specifications, please refer to the price chart for the respective month.

* The above N Performance parts are exclusive to SONATA Sensuous and N Line.

Color

Exterior colors



Interior colors



Black one-tone Artificial leather seat / Knit interior material, Natural leather seat / Melange knit interior material



Greige Nappa leather seat / Melange knit interior material



Camel Nappa leather seat / Melange knit interior material



Navy Natural leather seat / Melange knit interior material



Navy Nappa leather seat / Melange knit interior material

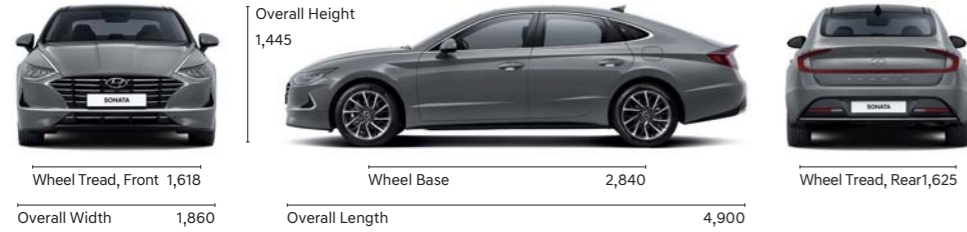
Color combination chart

Trim	Interior \ Exterior		White Cream (WC9)	Shimmering Silver (R2T)	Hampton Gray (NT2)	Nocturne Gray (T2G)	Oxford Blue (XB2)	Midnight Black (NB9)	Flame Red (Y2E)
	Interior	Exterior							
Smart / Premium / Premium Family	Black one-tone (artificial leather)		●	●	●	●	●	●	●
	Black one-tone (natural leather)		●	●	●	●	●	●	●
	Navy (natural leather)		●	●	●	●	●	●	●
Premium Millennial	Greige (Nappa leather)		●	●	●	●	●	●	●
	Camel (Nappa leather)		●	●	●	●	●	●	-
	Navy (Nappa leather)		●	●	●	●	●	●	●
Inspiration	Greige (Nappa leather)		●	●	●	●	●	●	●
	Camel (Nappa leather)		●	●	●	●	●	●	-
	Navy (Nappa leather)		●	●	●	●	●	●	●

* This color chart is based on gasoline vehicles. Because trim names vary for LPI models, please refer to the price table for the relevant month for detailed specifications.


Dimensions

SONATA



Unit: mm, Wheel tread measurement made using 235/45R18 tires

SONATA Sensuous



Unit: mm, Wheel tread measurement made using 245/40R19 tires / 18 inch tires are the same as the basic car

Specifications

Classification	SONATA Smartstream Gasoline 2.0	SONATA Sensuous Smartstream Gasoline 1.6 Turbo	SONATA Smartstream LPi 2.0
Overall Length (mm)	4,900	←	4,900
Overall Width (mm)	1,860	←	1,860
Overall Height (mm)	1,445	←	1,445
Wheel Base (mm)	2,840	←	2,840
Wheel Tread, Front (mm)	1,623(17") / 1,618(18")	1,623(17") / 1,618(18") / 1,610(19")	1,633(16") / 1,623(17") / 1,618(18")
Wheel Tread, Rear (mm)	1,630(17") / 1,625(18")	1,630(17") / 1,625(18") / 1,617(19")	1,640(16") / 1,630(17") / 1,625(18")
Engine type	Smartstream G2.0	Smartstream G1.6T	Smartstream L2.0
Displacement (cc)	1,999	1,598	1,999
Max. Power (PS/rpm)	160 / 6,500	180 / 5,500	146 / 6,000
Max. Torque (kg-m/rpm)	20.0 / 4,800	27.0 / 1,500-4,500	19.5 / 4,200
Fuel Tank (ℓ)	60	←	64 (when filled to 80% total capacity)

Model	Displacement (cc)	Curb weight (kg)	Tire (inch)	Fuel efficiency reported to the government (km/ℓ)				
				Combined	City	Highway	CO ₂ emissions (g/km)	Grade
SONATA (Gasoline 2.0_6-speed A/T)	1,999	1,415	17	12.9	11.6	14.8	129	3
	↑	1,455	18	12.8	11.4	14.8	130	3
SONATA (Gasoline 2.0_6-speed A/T) + Built-in cam	1,999	1,415	17	12.8	11.5	14.7	130	3
	↑	1,455	18	12.6	11.2	14.8	133	3
SONATA Sensuous (Gasoline 1.6 Turbo_8-speed A/T)	1,598	1,425	17	13.8	12.3	16.2	120	2
	↑	1,465	18	13.2	11.7	15.5	126	3
SONATA Sensuous (Gasoline 1.6 Turbo_8-speed A/T) + Built-in cam	1,598	1,425	17	13.6	12.0	16.1	122	3
	↑	1,490	19	12.6	11.3	14.6	134	3
SONATA (LPi 2.0_6-speed A/T)	1,999	1,415	16	10.2	9.0	12.0	128	4
	↑	1,425	17	10.2	9.0	12.0	128	4
	↑	1,465	18	9.9	8.7	11.6	132	4

Maintain a constant speed to drive more efficiently.

-The fuel economy described above is based on the standard model and may differ during actual driving depending on road conditions, driving technique, cargo load, vehicle maintenance, and outdoor temperature. -Some of the images presented here include optional specifications, so their appearance may differ from the car you purchase. -The specifications, colors, and sources presented here may be modified to improve vehicle exterior and performance. -The engine performance described above is the "Net Number," a new measure reflecting exhaust resistance that complies with legislation enforced by Korea's Ministry of Land and Transport since 1997. It can be marginally lower than "Gross Output Number," the previous measurement. -Leather seat include some artificial leather. -Vehicle colors presented here may differ from actual appearance. -Some specifications may not apply to rental cars. See the corresponding month's price list for more details. -All of the measurements in this brochure apply to the gasoline-powered models. Therefore, the specifications and the features of the LPi-powered models might differ. -Hyundai Motor Company sells cars only through its branches and designated dealers. Hyundai Motor Company is committed to fair trade practices, with the same price and quality of vehicles nationwide. -Use of non-genuine parts (such as engine oil and transmission oil) or poor quality fuel may severely damage the vehicle. -For more information about the new technologies and specifications described in this brochure, please refer to a user's manual.



The advanced technology of Hyundai's BlueLink system helps keep both the driver and the vehicle safe in any situation. BlueLink is always there to keep you safe, regardless of the location or time of day. Experience the unique joy of safe and comfortable driving.



Remote control

In the extremely hot summer or cold winter months, you can link your smartphone to the air conditioner or heater to set and control the temperature inside the vehicle. Enjoy a pleasant driving experience with BlueLink.



Safety security

The BlueLink Center works 24 hours a day, 365 days a year. In an airbag opens due to an accident, the Center automatically detects your location and takes appropriate actions according to the situation, such as contacting the police, ambulance, insurance company, etc.



Vehicle management

Services include real-time trouble detection while the vehicle is running and regular vehicle inspections on pre-arranged dates. In the event of vehicle trouble, immediate professional consulting is available, and you may conveniently make reservations for repair at the time and location of your choice.



Navigation

This function enables the driver to conveniently search for destinations through voice command and suggests optimum routes based on an independent analysis of real-time traffic information. The driver can search a database of up-to-date information to find even newly created destinations.




SONATA Inspiration Full Option (White Cream)


*Free of charge for five years for customers who have purchased a vehicle and are applying for BlueLink membership for the first time: Remote control, Safety security, Vehicle management, Navigation.


* Inquiries: Blue Link Kakao Talk Customer Service Center (enter "Blue Link" in Kakao Talk search screen and add as friend)


Hyundai Motor Company's SNSs

 **Naver Post**
post.naver.com/abouthyundai

 **Facebook**
facebook.com/AboutHyundai

 **Instagram**
instagram.com/about_hyundai

 **YouTube**
youtube.com/user/AboutHyundai

 **KakaoStory**
story.kakao.com/ch/hyundai

 **Twitter**
twitter.com/About_Hyundai

Hyundai Motor Company website : hyundai.com Customer Center : 080-600-6000

Inquiries for Purchase



We promise to provide uniform prices and consistent services of the highest quality at all our branches and dealerships.



Hyundai Motor Company ranked first for the seventh consecutive year in 2020 across all segments (semi-mid-size, mid-size, full-size, and RVs)



2020 Korea Customer Satisfaction Index (KCSI)
Ranked 1st in the sedan sector for 27 consecutive years
Ranked 1st in the RV sector for 17 consecutive years



2020 KS-QEI (Korea Standard-Quality Excellence Index)
Ranked first in 10 categories
(all related to: passenger car, SUV, and car repair)

* The images used in this brochure are intended to enhance customers' understanding and are focused on high-end models and optional features.

* The features introduced in this brochure may vary from model to model. Please refer to the monthly price table for more detailed features of each model.